

Defining the Future of Joplin's Memorial Hall

Tuesday, September 08, 2020

819

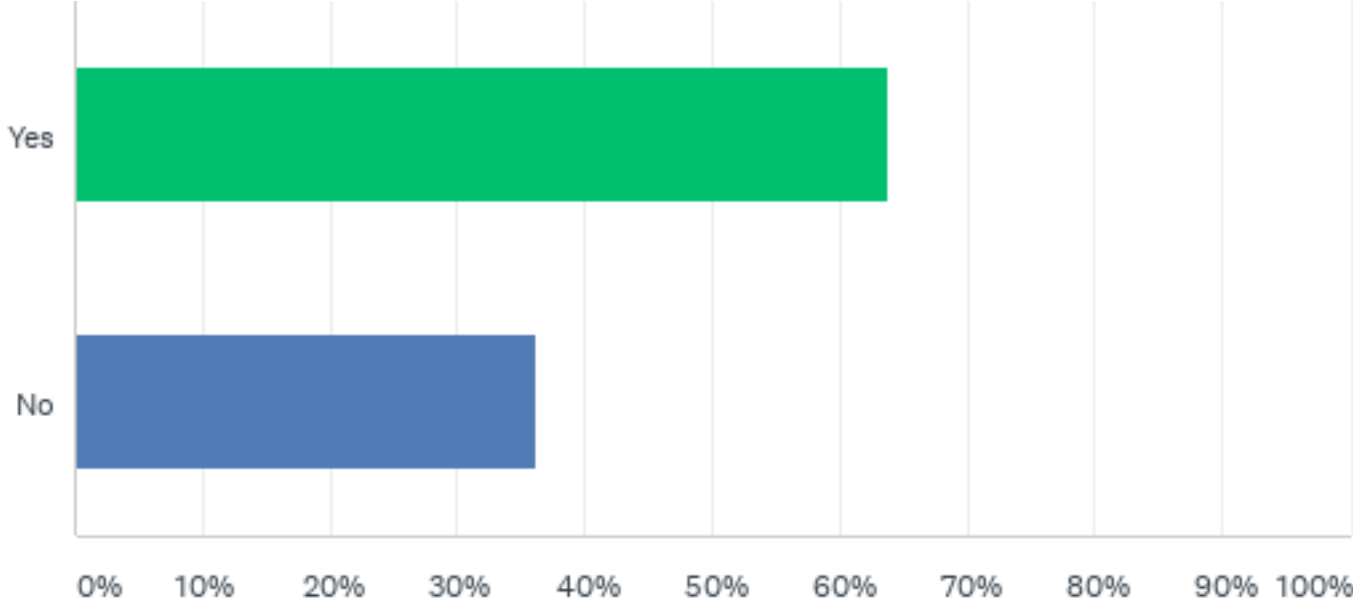
Total Responses

Date Created: Wednesday, July 22, 2020

Complete Responses: 755

Q1: Have you or members of your household participated in any recreation programming offered by the City of Joplin in the past 2 years?

Answered: 819 Skipped: 0



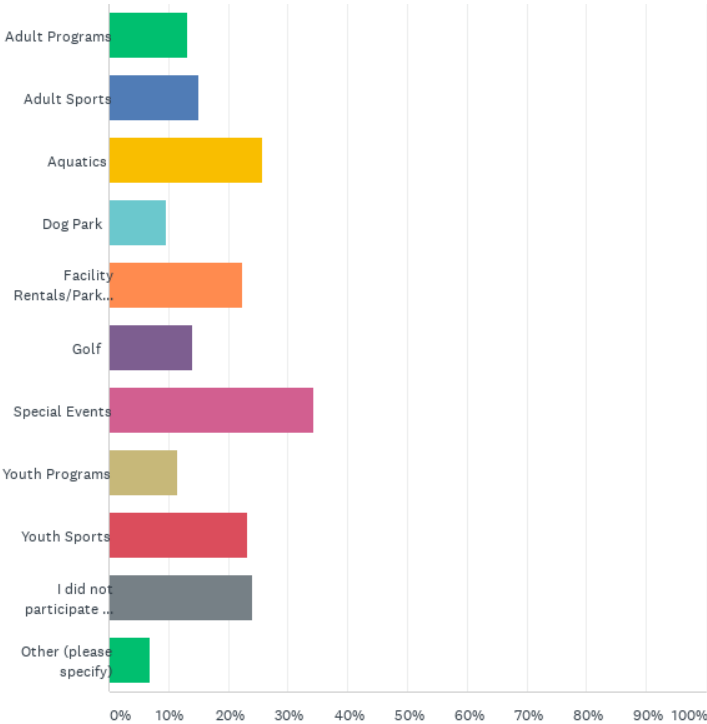
Q1: Have you or members of your household participated in any recreation programming offered by the City of Joplin in the past 2 years?

Answered: 819 Skipped: 0

ANSWER CHOICES	RESPONSES	
Yes	63.86%	523
No	36.14%	296
TOTAL		819

Q2: Please identify the categories that you or members of your household have participated in (select all that apply):

Answered: 819 Skipped: 0



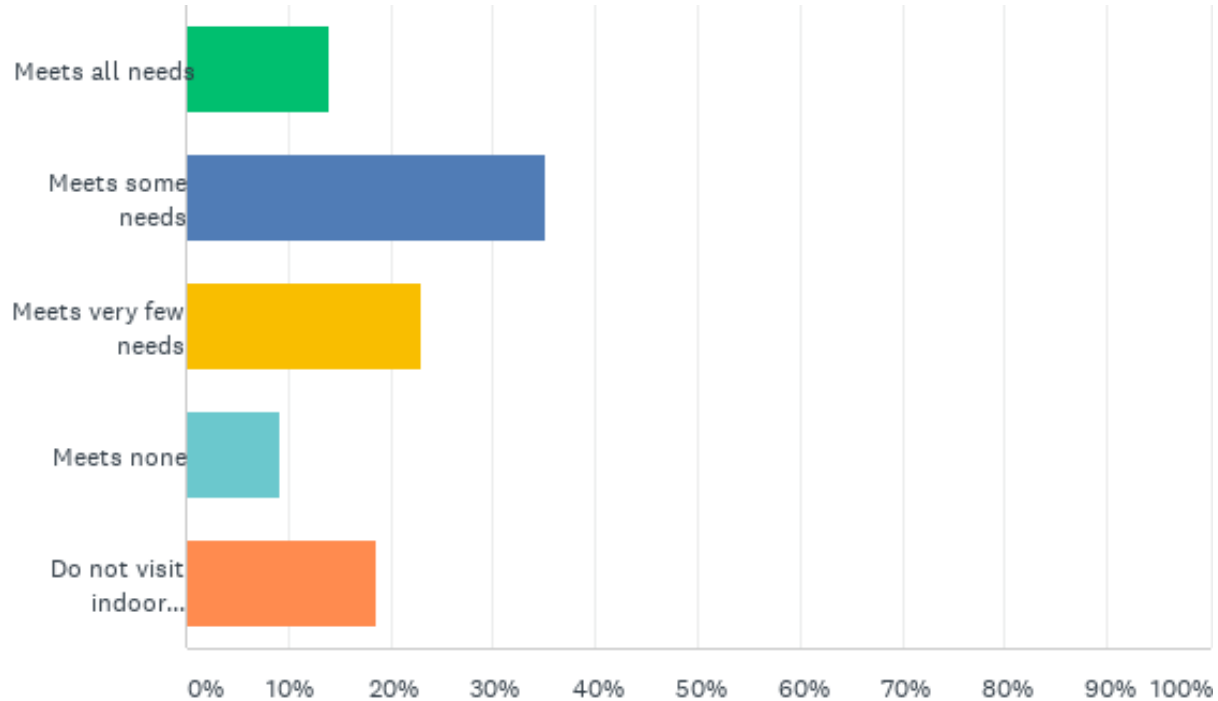
Q2: Please identify the categories that you or members of your household have participated in (select all that apply):

Answered: 819 Skipped: 0

ANSWER CHOICES	RESPONSES	
Adult Programs	13.19%	108
Adult Sports	15.02%	123
Aquatics	25.64%	210
Dog Park	9.52%	78
Facility Rentals/Parks Shelters	22.47%	184
Golf	14.04%	115
Special Events	34.31%	281
Youth Programs	11.48%	94
Youth Sports	23.32%	191
I did not participate in the past two years	24.05%	197
Other (please specify)	6.84%	56
Total Respondents: 819		

Q3: Which of the following statements best represents how the existing City of Joplin Parks and Recreation INDOOR* facilities meets the needs of you and/or your household? * Facilities include Memorial Hall, Silver Creek Community Center, and Joplin Museum Complex

Answered: 819 Skipped: 0



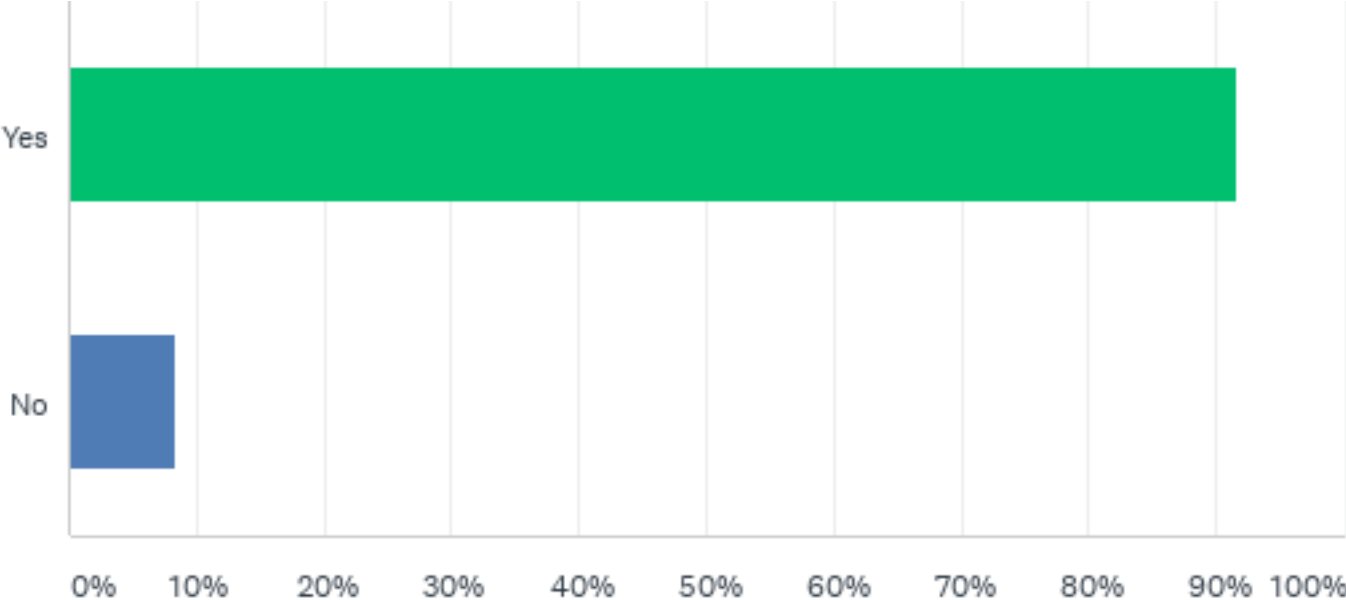
Q3: Which of the following statements best represents how the existing City of Joplin Parks and Recreation INDOOR* facilities meets the needs of you and/or your household? *
Facilities include Memorial Hall, Silver Creek Community Center, and Joplin Museum Complex

Answered: 819 Skipped: 0

ANSWER CHOICES	RESPONSES	
Meets all needs	14.04%	115
Meets some needs	35.04%	287
Meets very few needs	22.95%	188
Meets none	9.28%	76
Do not visit indoor facilities	18.68%	153
TOTAL		819

Q4: Is it important for the City of Joplin to provide space that can host a variety of Parks & Recreation INDOOR programs?

Answered: 819 Skipped: 0



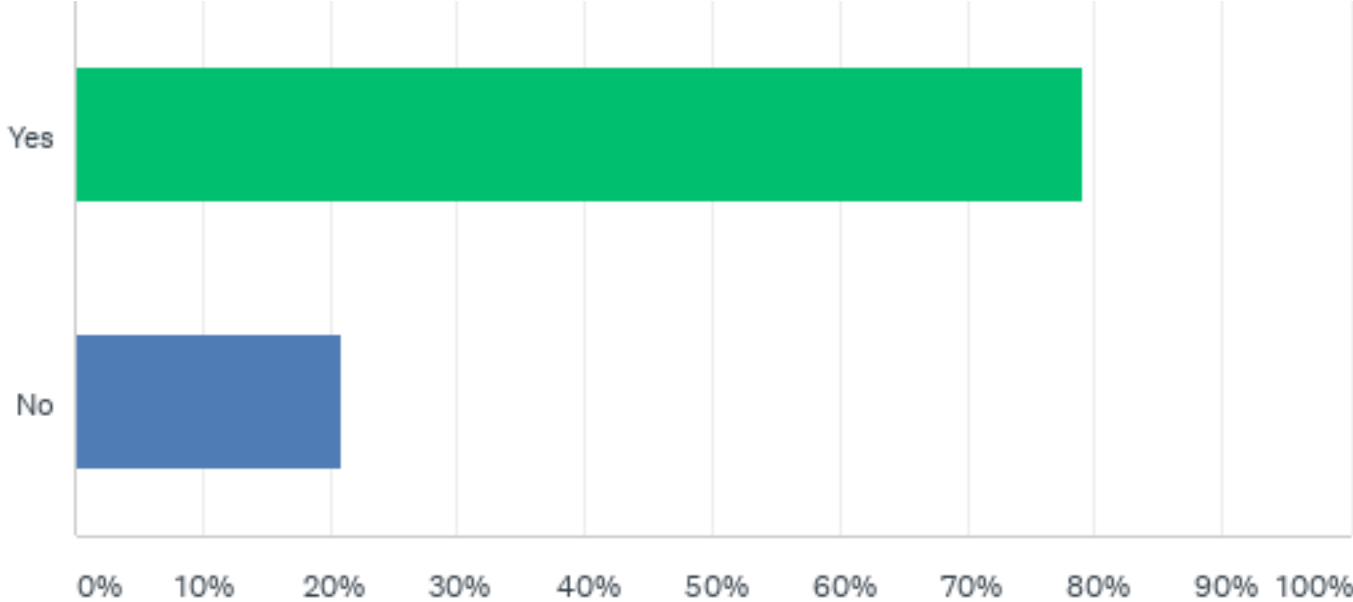
Q4: Is it important for the City of Joplin to provide space that can host a variety of Parks & Recreation INDOOR programs?

Answered: 819 Skipped: 0

ANSWER CHOICES	RESPONSES	
Yes	91.70%	751
No	8.30%	68
TOTAL		819

Q5: Is it important for the City of Joplin to provide, program, and maintain indoor space that could accommodate group fitness classes, dance classes, yoga, etc. for all ages?

Answered: 819 Skipped: 0



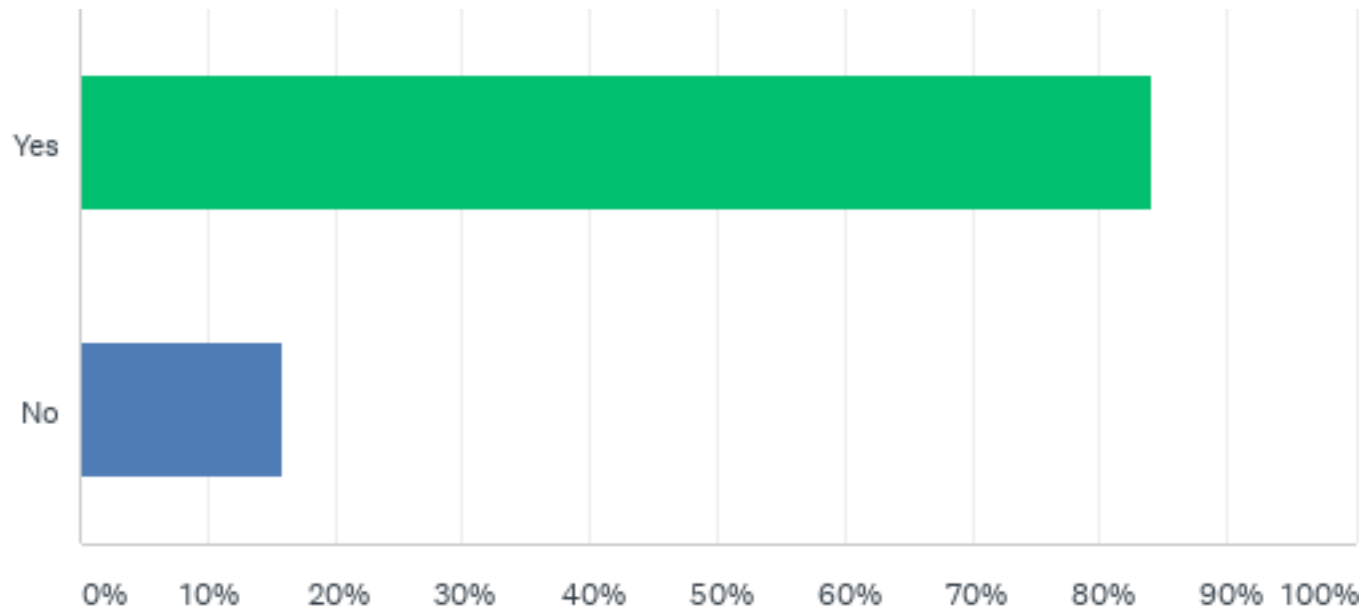
Q5: Is it important for the City of Joplin to provide, program, and maintain indoor space that could accommodate group fitness classes, dance classes, yoga, etc. for all ages?

Answered: 819 Skipped: 0

ANSWER CHOICES	RESPONSES	
Yes	79.00%	647
No	21.00%	172
TOTAL		819

Q6: Is it important for the City of Joplin to provide, program, and maintain indoor multi-purpose gymnasium space that could accommodate basketball, volleyball, pickleball, gymnastics, futsal, table tennis, etc.?

Answered: 819 Skipped: 0



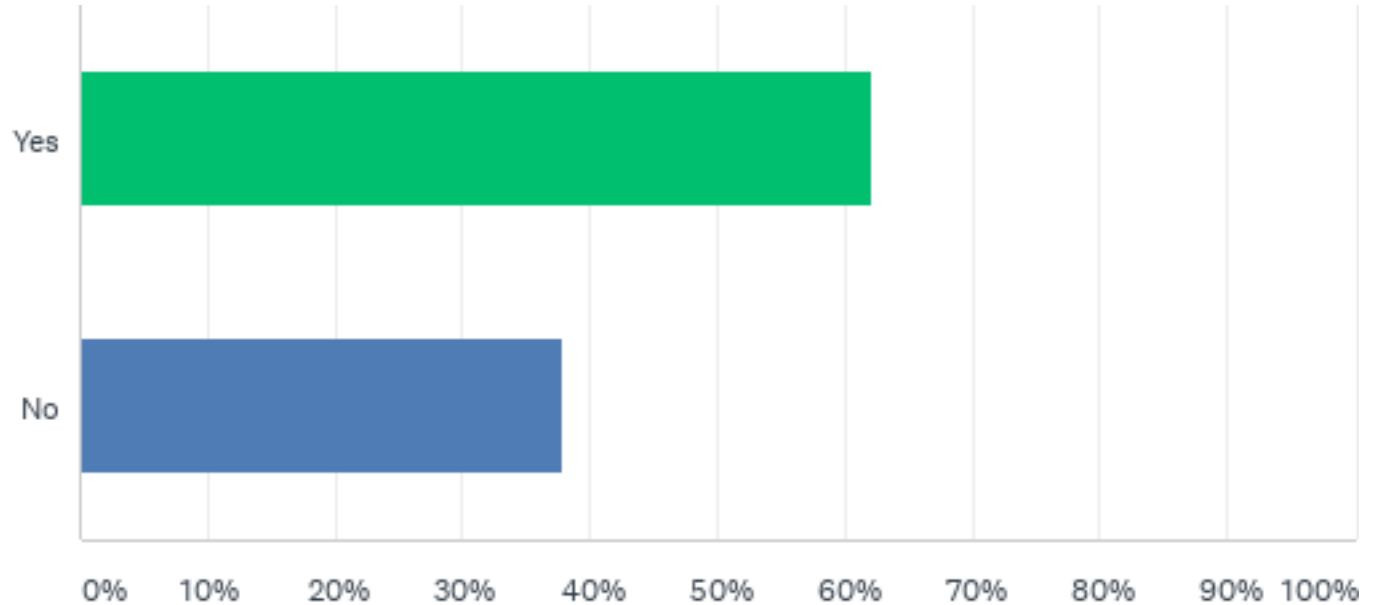
Q6: Is it important for the City of Joplin to provide, program, and maintain indoor multi-purpose gymnasium space that could accommodate basketball, volleyball, pickleball, gymnastics, futsal, table tennis, etc.?

Answered: 819 Skipped: 0

ANSWER CHOICES	RESPONSES	
Yes	84.00%	688
No	16.00%	131
TOTAL		819

Q7: Keeping in mind that Connect 2 Culture will be opening a 470-seat performing arts center in 2022, and Joplin High School offers a performing arts center that seats nearly 1200, is it important for the City of Joplin to provide, program, and maintain indoor facilities that can accommodate performing arts?

Answered: 819 Skipped: 0



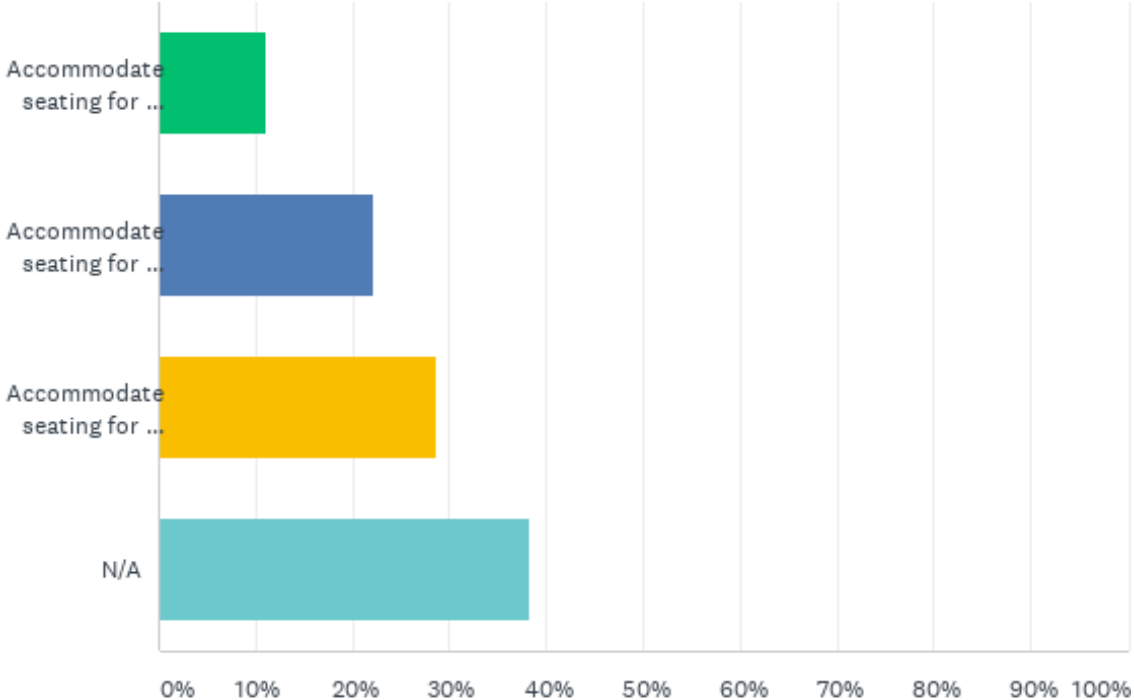
Q7: Keeping in mind that Connect 2 Culture will be opening a 470-seat performing arts center in 2022, and Joplin High School offers a performing arts center that seats nearly 1200, is it important for the City of Joplin to provide, program, and maintain indoor facilities that can accommodate performing arts?

Answered: 819 Skipped: 0

ANSWER CHOICES	RESPONSES	
Yes	62.15%	509
No	37.85%	310
TOTAL		819

Q8: If you answered "Yes" to Q7, what size indoor performing arts facility is preferred? (select only one)

Answered: 805 Skipped: 14



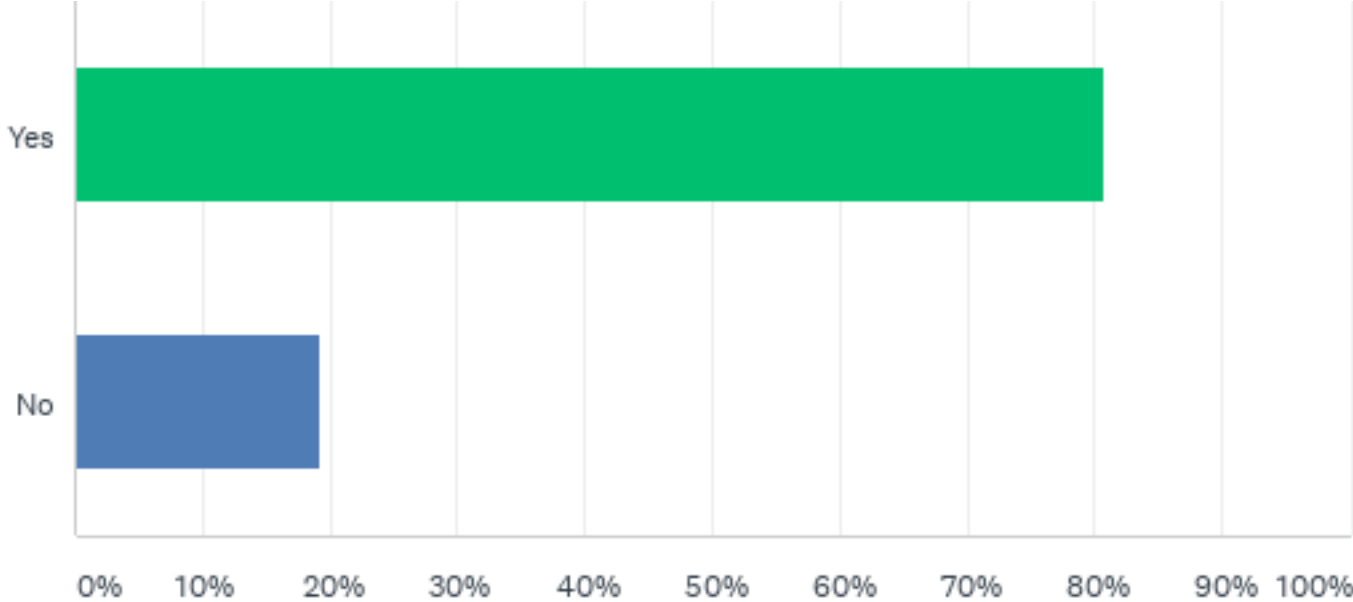
Q8: If you answered "Yes" to Q7, what size indoor performing arts facility is preferred? (select only one)

Answered: 805 Skipped: 14

ANSWER CHOICES	RESPONSES	
Accommodate seating for up to 500 guests.	11.06%	89
Accommodate seating for up to 1,000 guests.	22.11%	178
Accommodate seating for up to 2,000 guests.	28.57%	230
N/A	38.26%	308
TOTAL		805

Q9: Is it important for the City of Joplin to provide, program, and maintain indoor meeting spaces?

Answered: 819 Skipped: 0



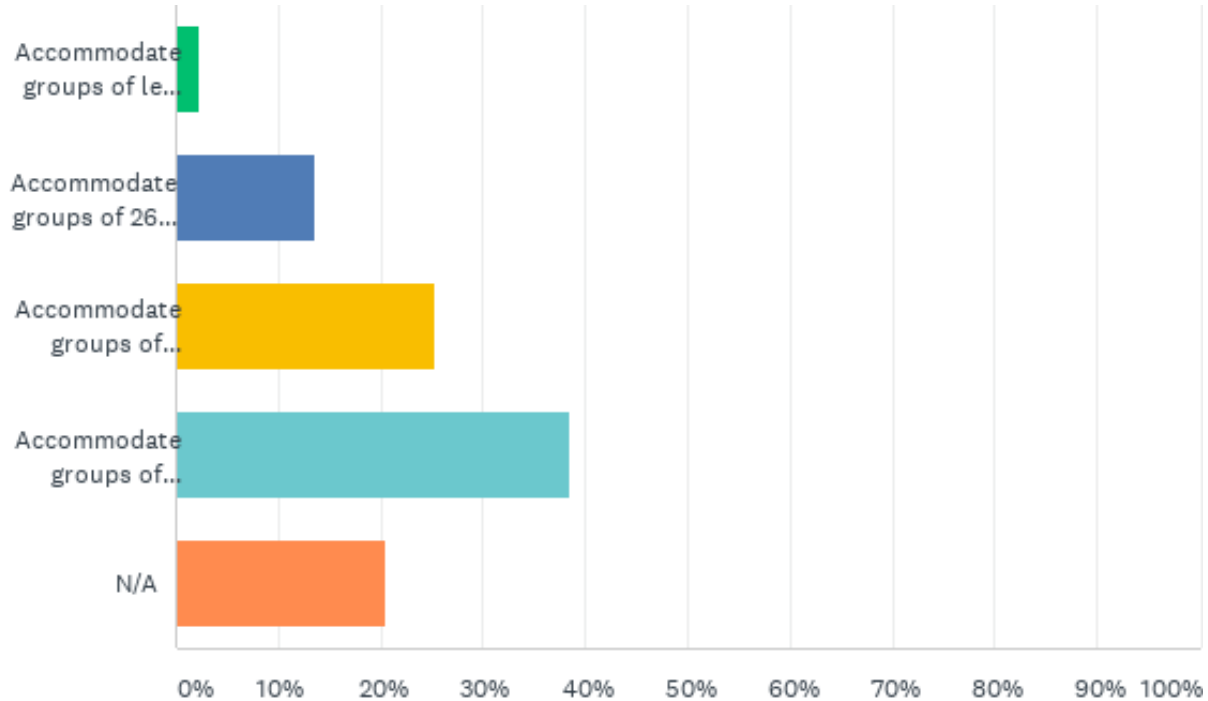
Q9: Is it important for the City of Joplin to provide, program, and maintain indoor meeting spaces?

Answered: 819 Skipped: 0

ANSWER CHOICES	RESPONSES	
Yes	80.71%	661
No	19.29%	158
TOTAL		819

Q10: If you answered "Yes" to Q9, what size of indoor meeting spaces is preferred? (select only one)

Answered: 811 Skipped: 8



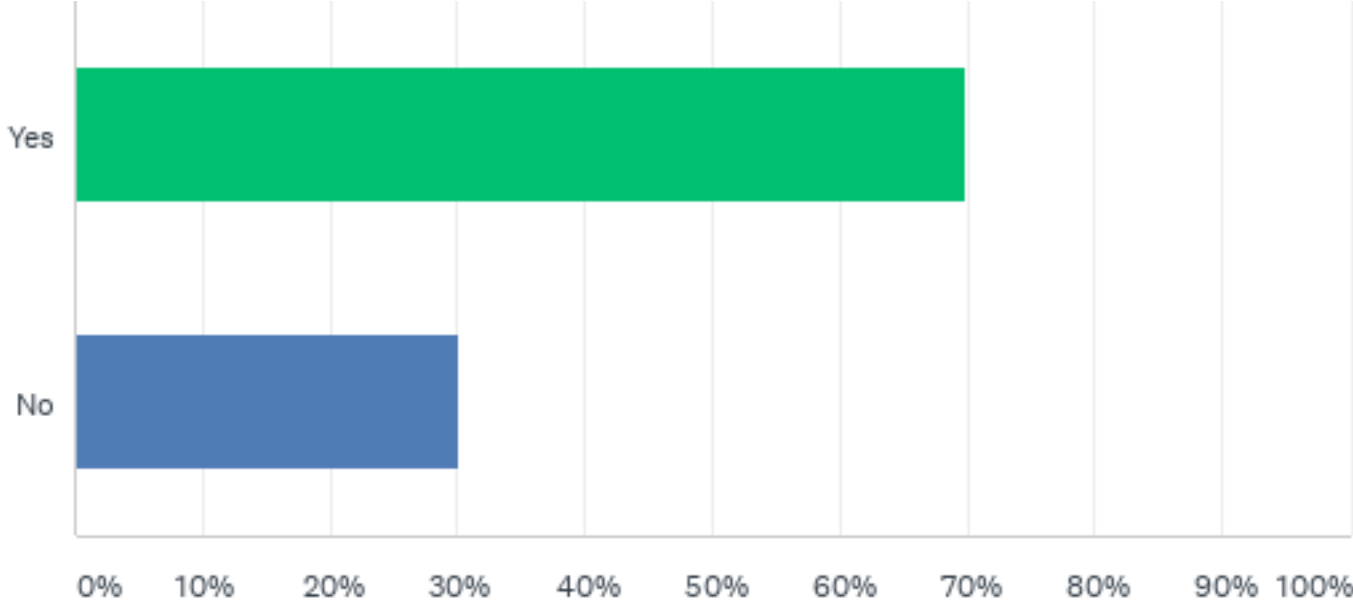
Q10: If you answered "Yes" to Q9, what size of indoor meeting spaces is preferred? (select only one)

Answered: 811 Skipped: 8

ANSWER CHOICES	RESPONSES	
Accommodate groups of less than 25 people.	2.22%	18
Accommodate groups of 26-75 people.	13.56%	110
Accommodate groups of 76-150 people.	25.28%	205
Accommodate groups of 151-400 people.	38.47%	312
N/A	20.47%	166
TOTAL		811

Q11: Is it important for the City of Joplin to provide banquet space for larger events with a capacity to seat up to 400 people?

Answered: 819 Skipped: 0



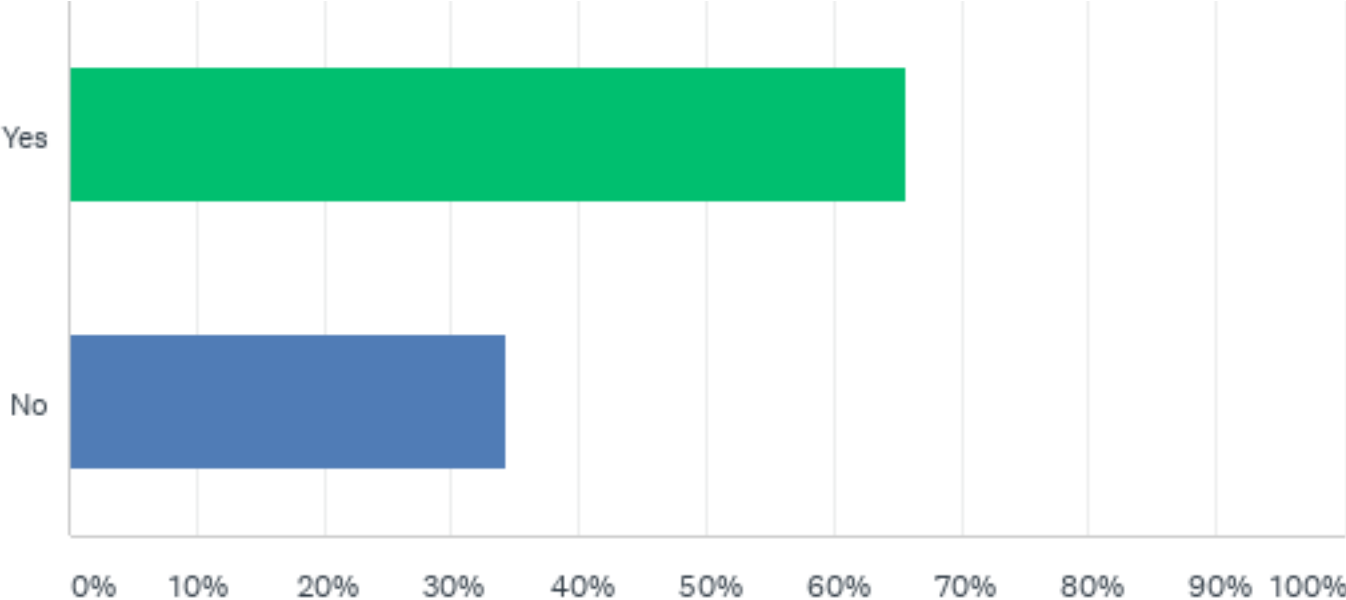
Q11: Is it important for the City of Joplin to provide banquet space for larger events with a capacity to seat up to 400 people?

Answered: 819 Skipped: 0

ANSWER CHOICES	RESPONSES	
Yes	69.84%	572
No	30.16%	247
TOTAL		819

Q12: Have you visited Memorial Hall in the past two years?

Answered: 779 Skipped: 40



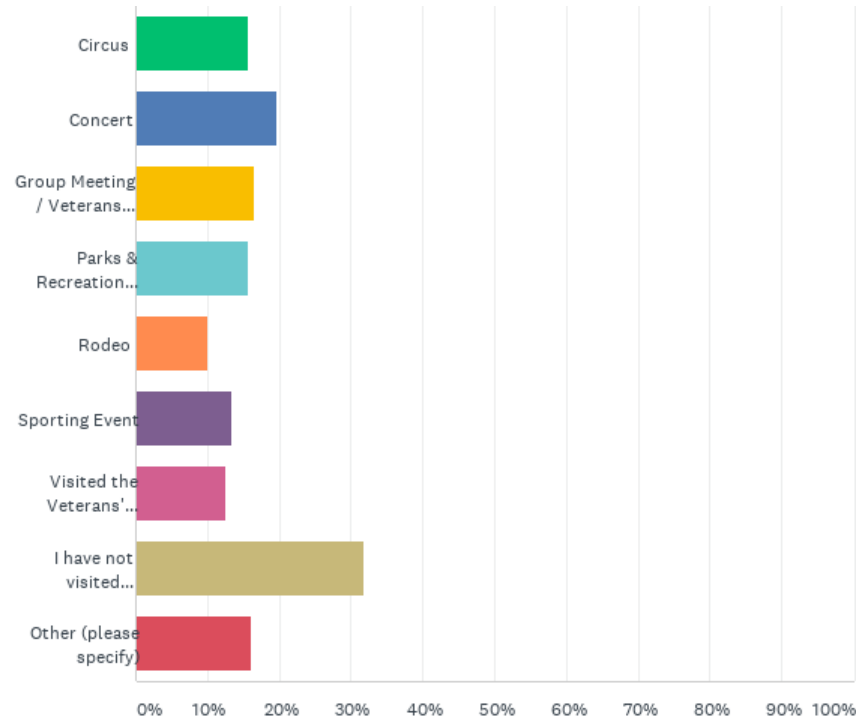
Q12: Have you visited Memorial Hall in the past two years?

Answered: 779 Skipped: 40

ANSWER CHOICES	RESPONSES	
Yes	65.73%	512
No	34.27%	267
TOTAL		779

Q13: If you answered "Yes" to visiting Memorial Hall in the past two years, what was/were the reason(s) for your visit(s)? (Select all that apply)

Answered: 779 Skipped: 40



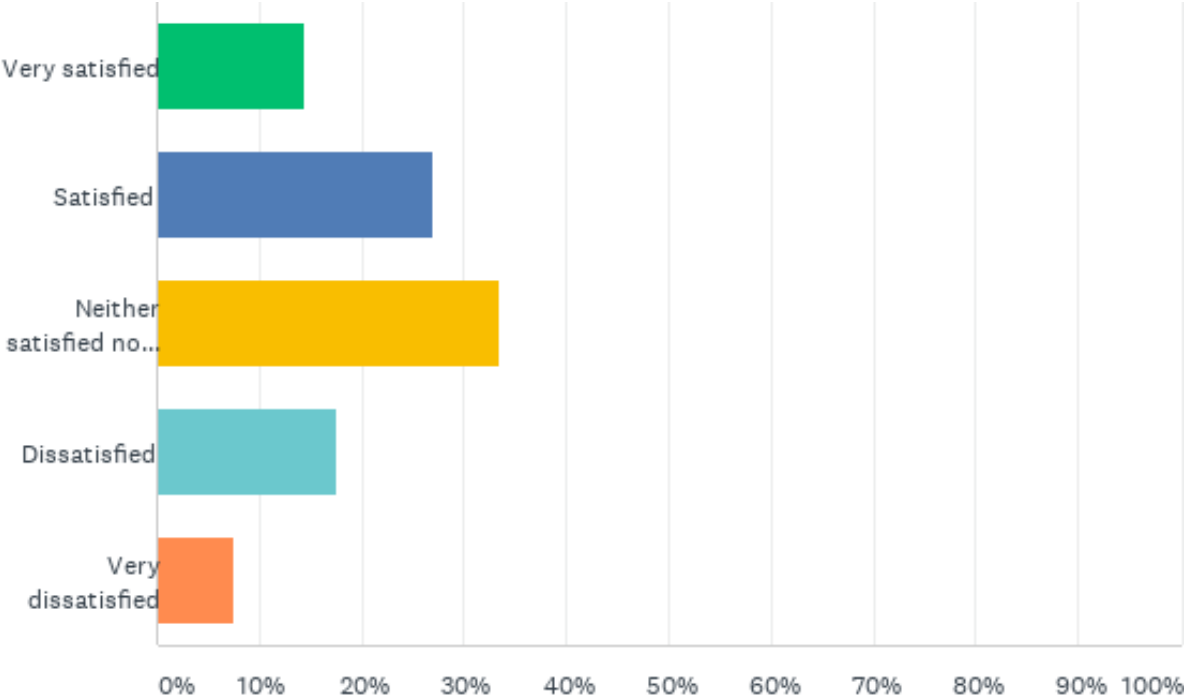
Q13: If you answered "Yes" to visiting Memorial Hall in the past two years, what was/were the reason(s) for your visit(s)? (Select all that apply)

Answered: 779 Skipped: 40

ANSWER CHOICES	RESPONSES	
Circus	15.66%	122
Concert	19.77%	154
Group Meeting / Veterans Meeting	16.56%	129
Parks & Recreation Program(s)	15.79%	123
Rodeo	10.01%	78
Sporting Event	13.35%	104
Visited the Veterans' Memorial	12.45%	97
I have not visited Memorial Hall in the past two years	31.84%	248
Other (please specify)	16.05%	125
Total Respondents: 779		

Q14: If you answered "Yes" to visiting Memorial Hall in the past two years, how satisfied were you with the quality of the facility?

Answered: 668 Skipped: 151



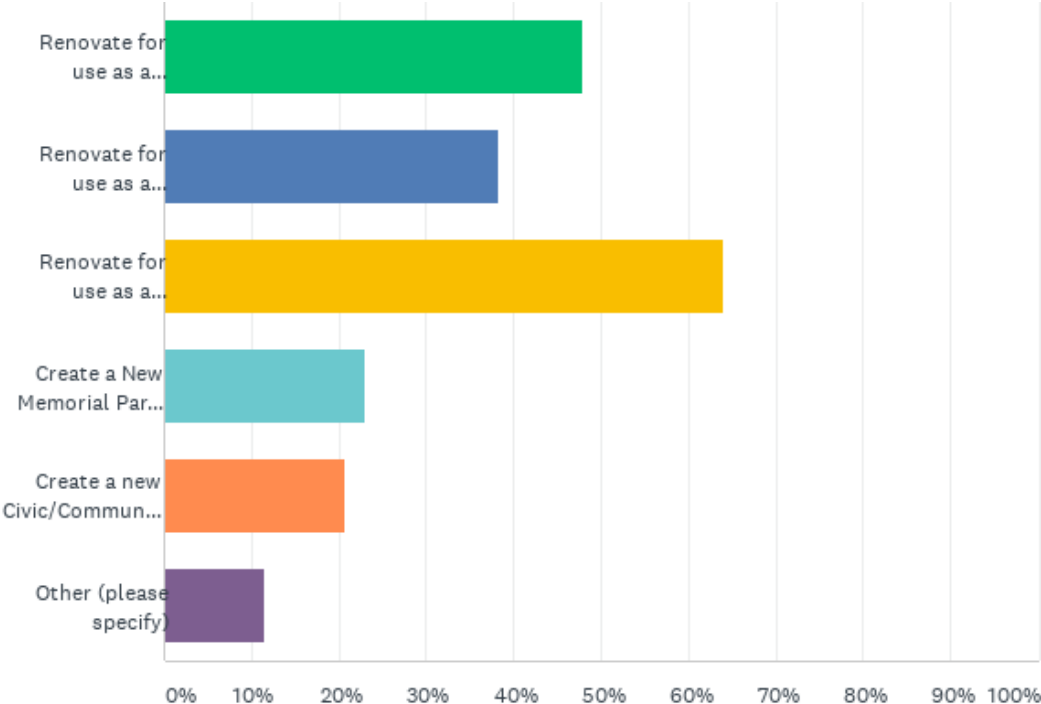
Q14: If you answered "Yes" to visiting Memorial Hall in the past two years, how satisfied were you with the quality of the facility?

Answered: 668 Skipped: 151

ANSWER CHOICES	RESPONSES	
Very satisfied	14.37%	96
Satisfied	26.95%	180
Neither satisfied nor dissatisfied	33.38%	223
Dissatisfied	17.66%	118
Very dissatisfied	7.63%	51
TOTAL		668

Q15: The consulting team is being asked to consider the five concept scenarios below. Please select the top three options you would like to see explored.

Answered: 779 Skipped: 40



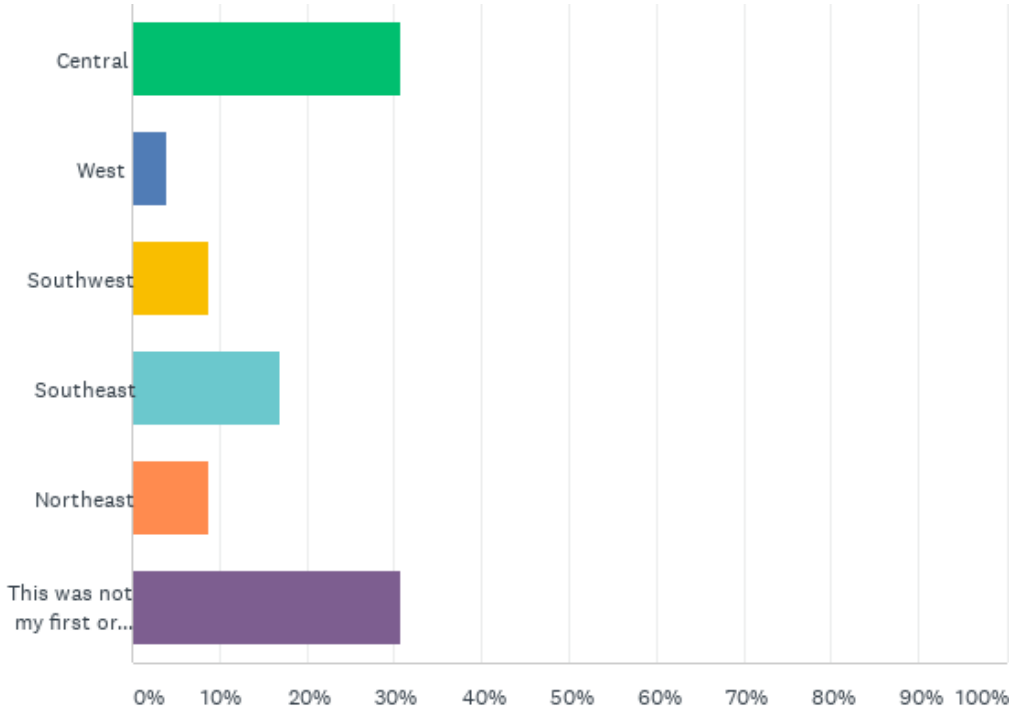
Q15: The consulting team is being asked to consider the five concept scenarios below. Please select the top three options you would like to see explored.

Answered: 779 Skipped: 40

ANSWER CHOICES	RESPONSES	
Renovate for use as a Civic/Community Center continuing to honor our Veterans	48.01%	374
Renovate for use as a Concert Venue continuing to honor our Veterans	38.25%	298
Renovate for use as a Concert Venue + Civic/Community Center continuing to honor our Veterans	64.06%	499
Create a New Memorial Park to continue honoring our Veterans but requiring the demolition of Memorial Hall	22.98%	179
Create a new Civic/Community Center at another site	20.80%	162
Other (please specify)	11.42%	89
Total Respondents: 779		

Q16: If a new Civic/Community Center is created at another site, please select from the following geographic areas in the City of Joplin that you think would be the most appropriate for the location of the facility. A specific property has not been identified at this time, we are just seeking feedback on the preferred general location in the City. (select only one option)

Answered: 765 Skipped: 54



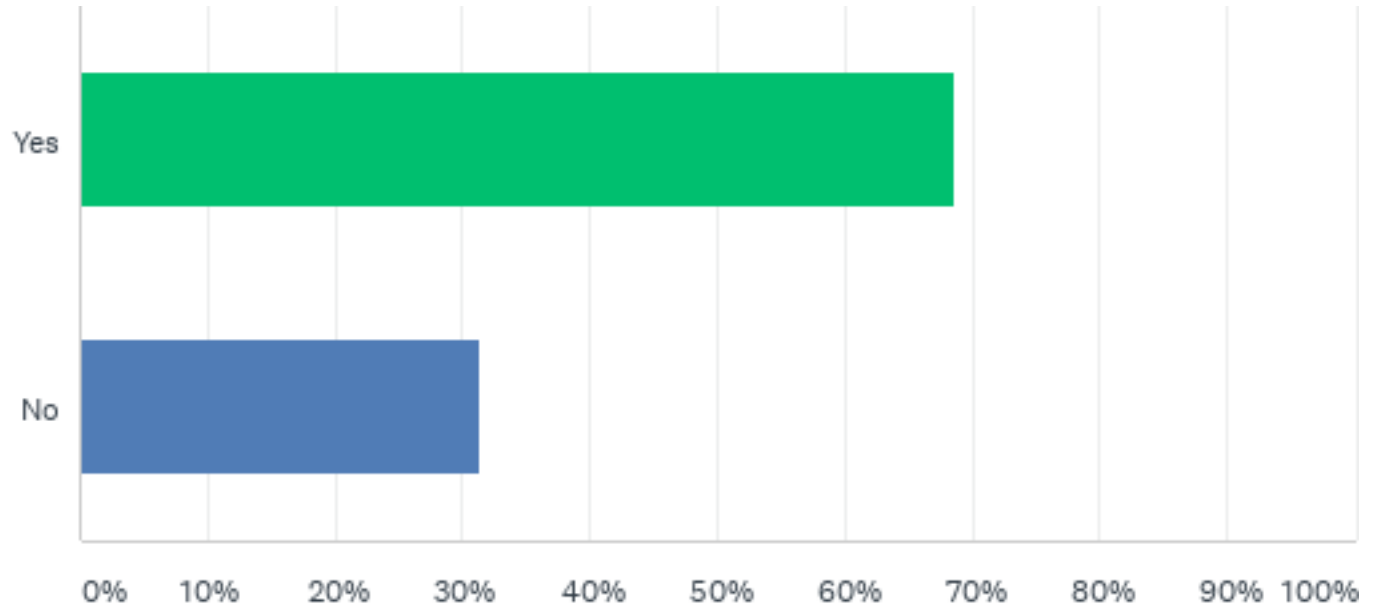
Q16: If a new Civic/Community Center is created at another site, please select from the following geographic areas in the City of Joplin that you think would be the most appropriate for the location of the facility. A specific property has not been identified at this time, we are just seeking feedback on the preferred general location in the City. (select only one option)

Answered: 765 Skipped: 54

ANSWER CHOICES	RESPONSES	
Central	30.85%	236
West	3.92%	30
Southwest	8.76%	67
Southeast	16.99%	130
Northeast	8.76%	67
This was not my first or second choice.	30.72%	235
TOTAL		765

Q18: Do you live within the city limits of Joplin?

Answered: 769 Skipped: 50



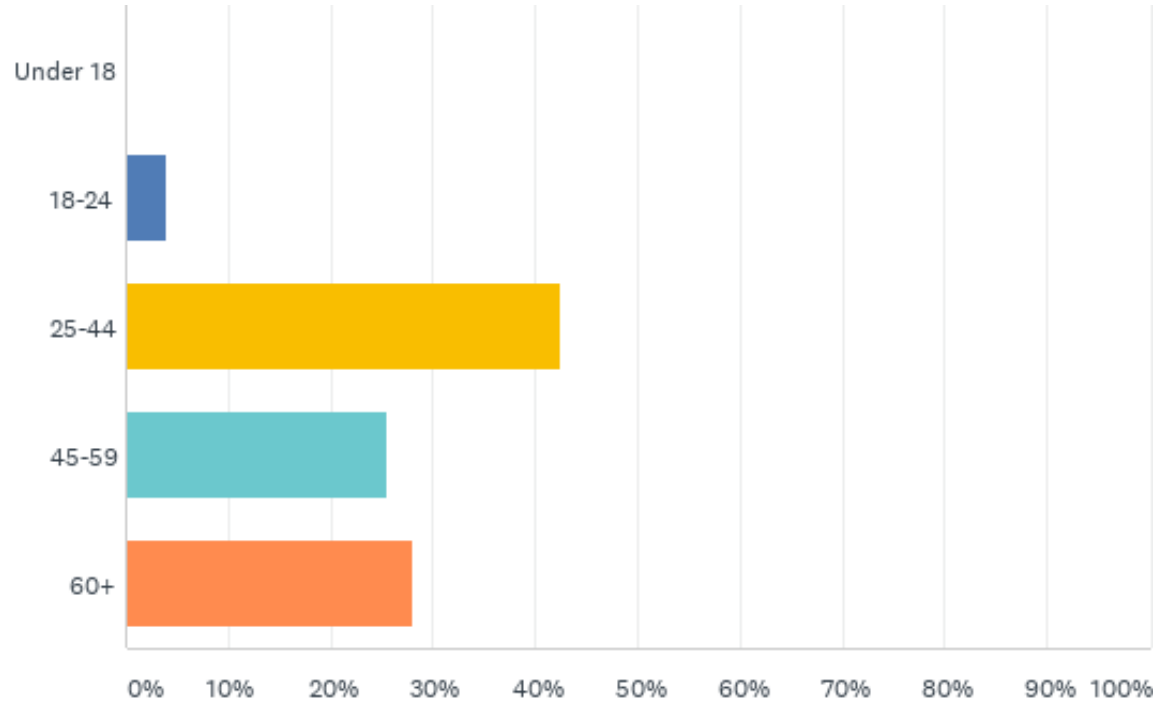
Q18: Do you live within the city limits of Joplin?

Answered: 769 Skipped: 50

ANSWER CHOICES	RESPONSES	
Yes	68.66%	528
No	31.34%	241
TOTAL		769

Q20: What is your age?

Answered: 771 Skipped: 48



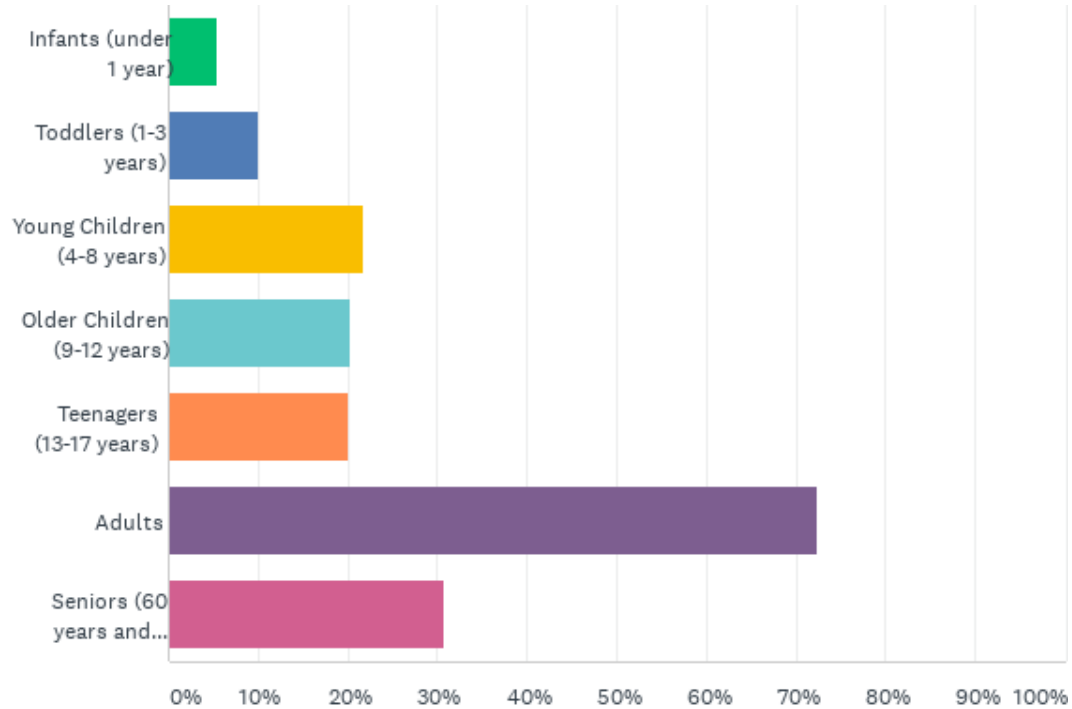
Q20: What is your age?

Answered: 771 Skipped: 48

ANSWER CHOICES	RESPONSES	
Under 18	0.13%	1
18-24	3.89%	30
25-44	42.41%	327
45-59	25.55%	197
60+	28.02%	216
TOTAL		771

Q21: Please select all age groups that reside in your household including yourself:

Answered: 769 Skipped: 50



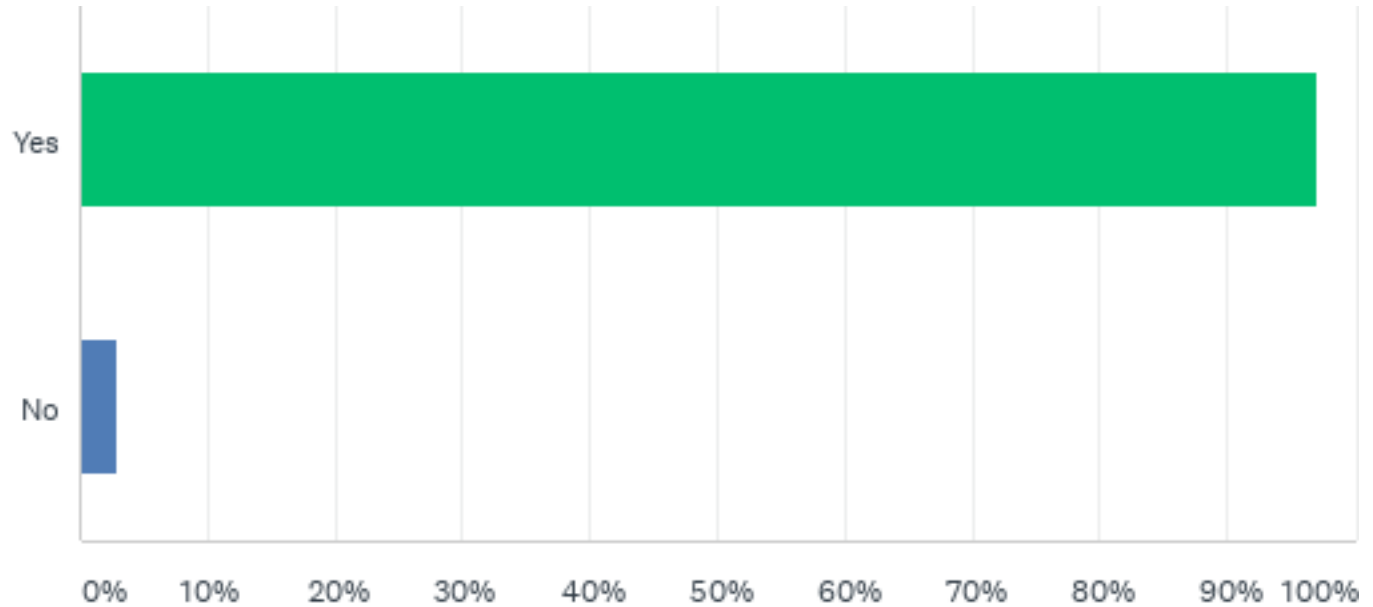
Q21: Please select all age groups that reside in your household including yourself:

Answered: 769 Skipped: 50

ANSWER CHOICES	RESPONSES	
Infants (under 1 year)	5.46%	42
Toddlers (1-3 years)	10.14%	78
Young Children (4-8 years)	21.85%	168
Older Children (9-12 years)	20.29%	156
Teenagers (13-17 years)	20.16%	155
Adults	72.43%	557
Seniors (60 years and older)	30.69%	236
Total Respondents: 769		

Q22: Was this survey straightforward and were you able to complete it in 10 minutes or less?

Answered: 754 Skipped: 65



Q22: Was this survey straightforward and were you able to complete it in 10 minutes or less?

Answered: 754 Skipped: 65

ANSWER CHOICES	RESPONSES	
Yes	97.08%	732
No	2.92%	22
TOTAL		754