



CITY OF JOPLIN

FISCAL YEAR 2023  
PROPOSED BUDGET

AUGUST 8, 2022

# FISCAL YEAR 2023 PROPOSED BUDGET

## ■ **WHAT IS A BUDGET?**

- Policy Document
  - Directs revenue and spending according to all applicable Statutes and Ordinances
- Financial Plan
  - Seeks to allocate resources to meet the needs of the Community
- Operations Guide
  - Aligns operational efforts to support City Council's goals
- Communication Device
  - Provides transparency into how resources will be utilized

# FISCAL YEAR 2023 PROPOSED BUDGET

## ■ **WHAT ARE THE BENEFITS OF THE ANNUAL BUDGET PROCESS?**

- Presents an opportunity to reflect on organization and our accomplishments
- Provides insight into the direction of City Organization and Community as a whole
- Serves as an instrument to implement the City's vision and goals
- Describes the organization's priorities and key initiatives for the upcoming year
- Provides public awareness of how funding will be utilized

# FISCAL YEAR 2023 PROPOSED BUDGET

## ■ **FINANCIAL STORY OF 2022**

- Decreased Sales Tax Revenue following COVID-19 impact on local economy in 2021
- Voter approval of Use Tax and partial year collections of new Use Tax
- Partial year collection of renewed 1/4-Cent Parks/Stormwater Sales Tax
- Decreased User Fees, Fines and Federal Grants
- Increased Expenditures for Specific Voter-Approved Projects
- Increased Fuel and Supply Prices; Material and Equipment shortages

# FISCAL YEAR 2023 PROPOSED BUDGET

## ■ **ECONOMIC OUTLOOK FOR 2022 AND 2023**

- Highest inflation growth since the early 1980's
- Fed action intended to slow economic growth through interest rate hikes in order to bring down demand to meet constrained supply
- Widespread price pressures weaken purchasing power and consumer confidence
- Economic prediction is a “mild recession”
- Great resignation coupled with low unemployment rates, essentially operating at full employment

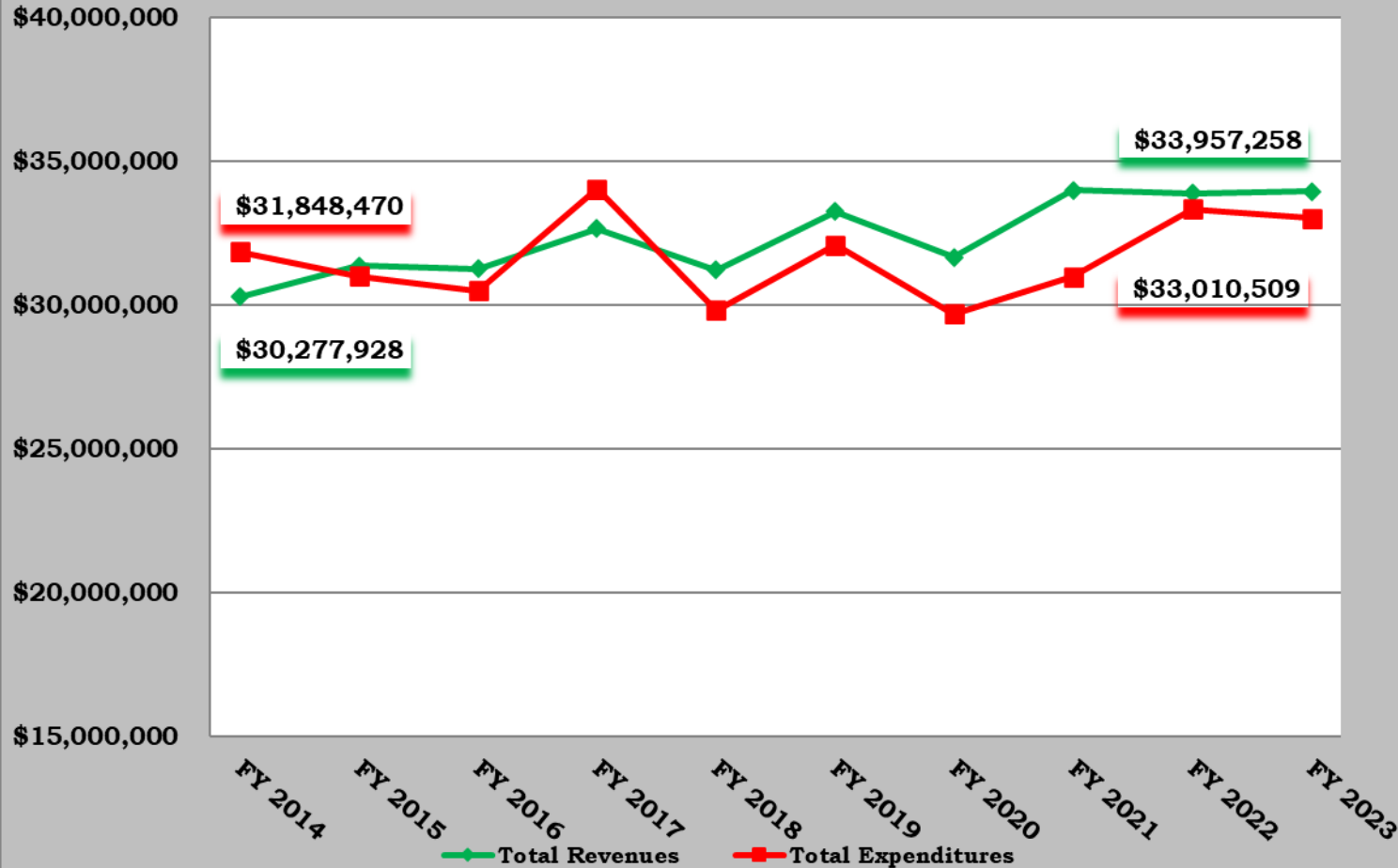
# FISCAL YEAR 2023 PROPOSED BUDGET

## ■ IMPACT OF ECONOMIC OUTLOOK ON 2023 PROPOSED BUDGET

### TOTAL BUDGET:

- Overall Budget Revenue Increase of 8.5% from Fiscal Year 2022 Adopted Budget, partially attributed to new Use Tax revenue
- Increase in overall Budgeted Expenditures of nearly 7% from Fiscal Year 2022 Adopted Budget, partially attributed to higher fuel costs and other inflationary price increases
- Increase in overall Capital Expenditures of over 12.5% over Fiscal Year 2022 Adopted Budget

## General Fund Total Revenues vs. Total Expenditures



# FISCAL YEAR 2023 PROPOSED BUDGET

Note: No employee wage increases included in Fiscal Year 2023, pending implementation of Internal Equity Study Recommendation

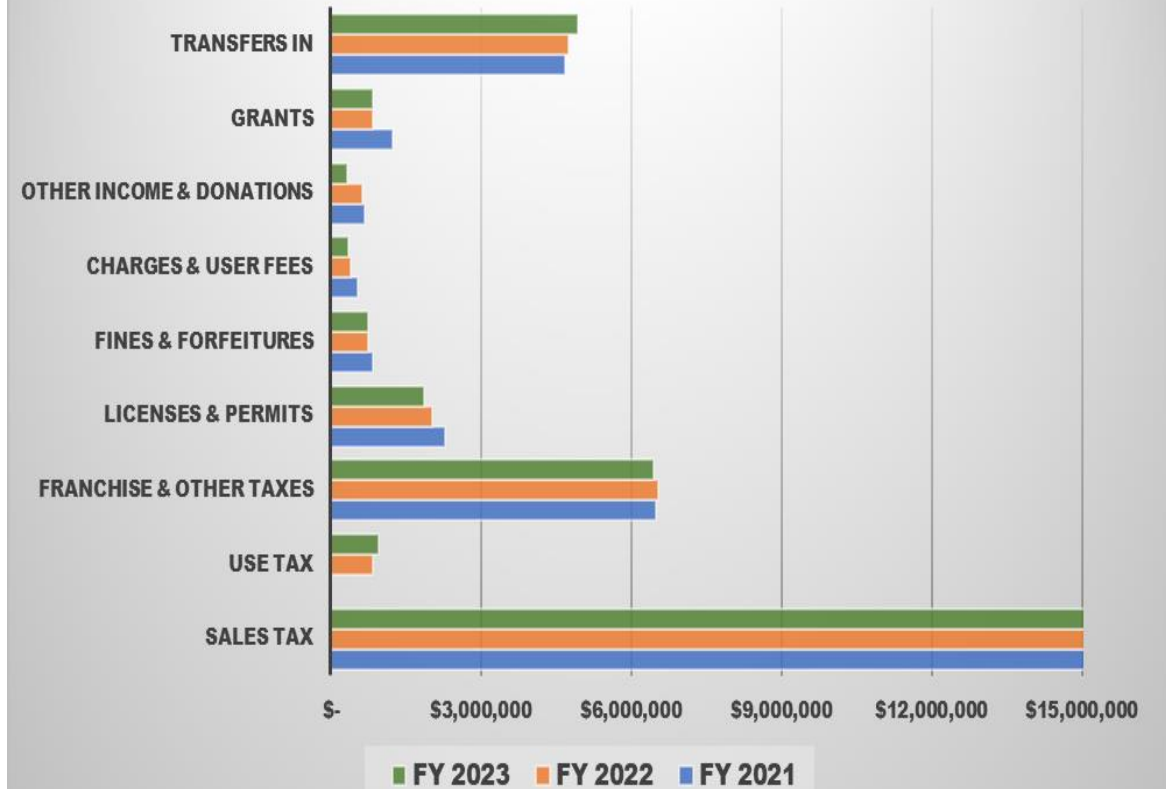
# FISCAL YEAR 2023 PROPOSED BUDGET

## GENERAL FUND INFORMATION

### FY 2023 BUDGET GENERAL FUND REVENUES

GENERAL FUND REVENUE	FY 2021	FY 2022	FY 2023	PROPOSED CHANGE	
	ACTUAL	ESTIMATED	BUDGET	AMOUNT	%
Sales Tax	\$ 17,238,411	\$ 17,100,000	\$17,442,000	\$ 342,000	2.0%
Use Tax	\$ -	\$ 850,000	\$ 960,000	\$ 110,000	12.9%
Franchise & Other Taxes	\$ 6,486,220	\$ 6,530,000	\$ 6,450,000	\$ (80,000)	-1.2%
Licenses & Permits	\$ 2,293,070	\$ 2,033,100	\$ 1,871,300	\$ (161,800)	-8.0%
Fines & Forfeitures	\$ 847,907	\$ 749,100	\$ 749,100	\$ -	0.0%
Charges & User Fees	\$ 532,112	\$ 391,514	\$ 366,514	\$ (25,000)	-6.4%
Other Income & Donations	\$ 672,673	\$ 641,595	\$ 342,900	\$ (298,695)	-46.6%
Grants	\$ 1,242,492	\$ 848,278	\$ 843,442	\$ (4,836)	-0.6%
Transfers In	\$ 4,686,358	\$ 4,750,021	\$ 4,932,002	\$ 181,981	3.8%
<b>Total General Fund Revenue</b>	<b>\$ 33,999,243</b>	<b>\$ 33,893,608</b>	<b>\$33,957,258</b>	<b>\$ 63,650</b>	<b>0.2%</b>

### General Fund Revenue Summary Comparison



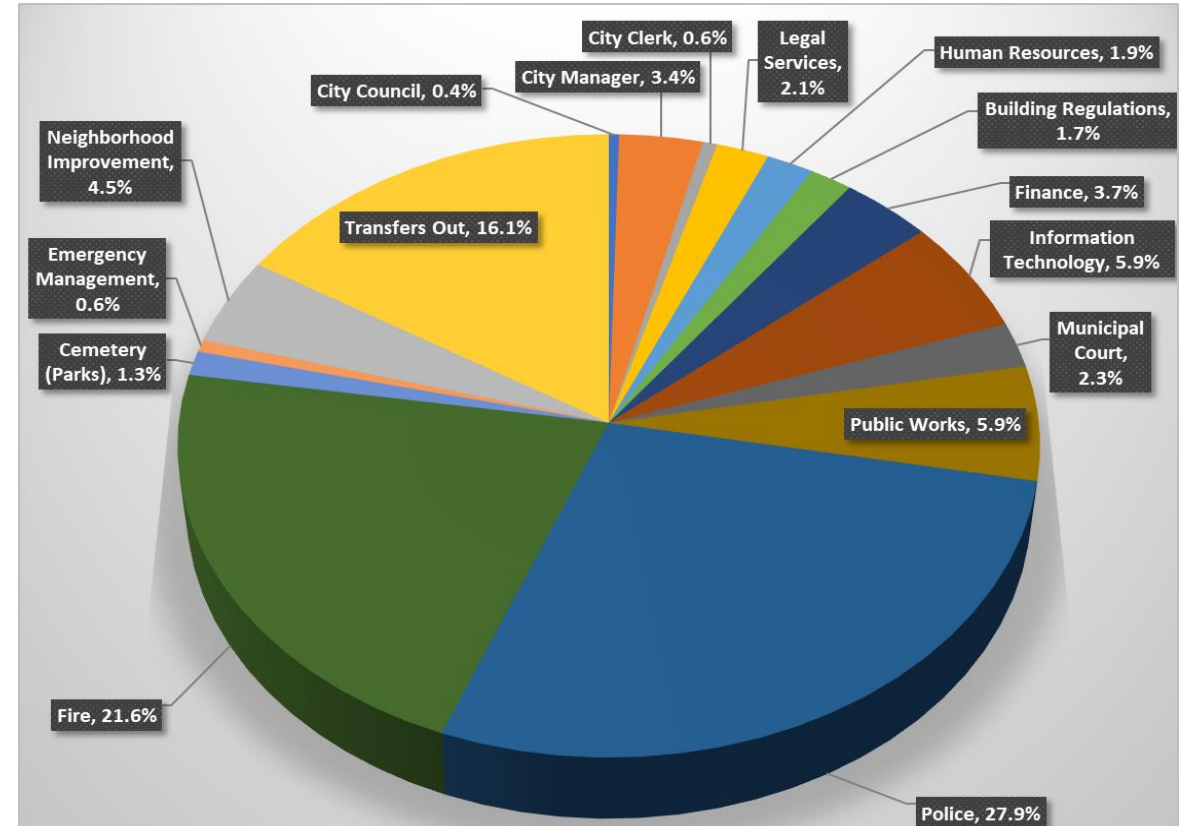


# FISCAL YEAR 2023 PROPOSED BUDGET

## GENERAL FUND INFORMATION

FY 2023 BUDGET GENERAL FUND EXPENDITURES BY DEPARTMENT

DEPARTMENT	FY 2021	FY 2022	FY 2023	PROPOSED CHANGE	
	ACTUAL	ESTIMATED	BUDGET	AMOUNT	%
City Council	\$ 522,022	\$ 1,060,884	\$ 136,443	\$ (924,441)	-87.1%
City Manager	\$ 888,338	\$ 1,417,853	\$ 1,112,396	\$ (305,457)	-21.5%
City Clerk	\$ 256,060	\$ 261,043	\$ 188,831	\$ (72,212)	-27.7%
Legal Services	\$ 661,513	\$ 684,575	\$ 700,126	\$ 15,551	2.3%
Human Resources	\$ 368,151	\$ 540,086	\$ 633,806	\$ 93,720	17.4%
Building Regulations	\$ 552,699	\$ 547,404	\$ 568,290	\$ 20,886	3.8%
Finance	\$ 1,296,394	\$ 1,107,116	\$ 1,220,228	\$ 113,112	10.2%
Information Technology	\$ 1,861,658	\$ 2,011,037	\$ 1,951,303	\$ (59,734)	-3.0%
Municipal Court	\$ 769,314	\$ 755,770	\$ 764,562	\$ 8,792	1.2%
Public Works	\$ 1,897,742	\$ 2,141,976	\$ 1,960,184	\$ (181,792)	-8.5%
Police	\$ 9,228,333	\$ 9,204,109	\$ 9,213,325	\$ 9,216	0.1%
Fire	\$ 6,114,114	\$ 7,035,799	\$ 7,133,266	\$ 97,467	1.4%
Cemetery (Parks)	\$ 333,118	\$ 430,321	\$ 415,895	\$ (14,426)	-3.4%
Emergency Management	\$ 191,213	\$ 201,019	\$ 208,671	\$ 7,652	3.8%
Neighborhood Improvement	\$ 265,711	\$ 298,445	\$ 1,489,057	\$ 1,190,612	398.9%
Transfers Out	\$ 5,786,421	\$ 5,638,626	\$ 5,314,126	\$ (324,500)	-5.8%
<b>Total General Fund Expenditures</b>	<b>\$ 30,992,801</b>	<b>\$ 33,336,063</b>	<b>\$33,010,509</b>	<b>\$ (325,554)</b>	<b>-1.0%</b>



FY 2023 General Fund Expenditure Share by Department

# FISCAL YEAR 2023 PROPOSED BUDGET

- **HIGHLIGHTED FISCAL YEAR 2022 KEY ACCOMPLISHMENTS**
  - ***Complete by October 31, 2022***
    - Voter approval of Use Tax
    - Internal Equity Study
    - Revision of Employee Rules & Regulations
    - Review of Current Property Maintenance Codes and Presentation of Recommended Changes

# FISCAL YEAR 2023 PROPOSED BUDGET

- **HIGHLIGHTED FISCAL YEAR 2022 KEY ACCOMPLISHMENTS**
  - ***Complete by October 31, 2022***
  - Implementation of Transition to required State Court Software System (OSCA)
  - Community Health Needs Assessment with Regional and Community Stakeholders
  - Review and Update Health Department Website
  - Develop Adopt-A-Park Program

# FISCAL YEAR 2023 PROPOSED BUDGET

## ■ HIGHLIGHTED FISCAL YEAR 2022 KEY ACCOMPLISHMENTS

### ■ *Complete by October 31, 2022*

- Develop Outdoor Recreation Options
- Develop 10-Year Project Plan for Parks/Stormwater Sales Tax Phase III Projects
- Upgrade Public Works' Department Website to include City Overlay Map
- Adopt and Implement Updated Zoning Code
- Evaluate and Assess Communications Operations

# FISCAL YEAR 2023 PROPOSED BUDGET

## ■ **SUMMARY OF PROPOSED BUDGET**

- Overview of Budget Goals
- Summary of Action Plans included in proposed budget
- FY 2022 Key Initiatives continuing into FY 2023
- New FY 2023 Key Initiatives
- Financial Summary and Plan

# FISCAL YEAR 2023 PROPOSED BUDGET

## ■ **OVERALL FISCAL YEAR 2023 BUDGET GOALS**

- Basis for this year's budget development was built on three key goals:
  - ❑ Alignment of Resources to City Council Vision and Goals
  - ❑ Implementation of Action Plans as prioritized within available Use Tax resources
  - ❑ Preserve Funding Capacity to Implement Internal Equity Recommendations
- Fiscal Year 2023 Key Initiatives

# FISCAL YEAR 2023 PROPOSED BUDGET

## ■ IMPLEMENTATION OF ACTION PLANS

### Included in Proposed Fiscal Year 2023 Budget:

- Renovation of Workspace in City Hall to accommodate additional employees for Neighborhood Revitalization, Community Policing and other Action Plans-General Fund and Public Safety Fund Use Tax Funding
- Addition of Two Park Rangers-Parks/Stormwater Use Tax Funding
- Development of a Community-Based Homeless Strategic Plan-General Fund Use Tax Funding
- Housing Revitalization Plan-General Fund Reserves (Fund Balance)

# FISCAL YEAR 2023 PROPOSED BUDGET

## *Fiscal Year 2023 Proposed Budget Projected Use Tax Collections:*

<b>PROJECTED BREAKDOWN BY USE TAX CATEGORY</b>	<b>AMOUNT</b>
I-Cent General	\$960,000
1/2-Cent General for Pension	\$480,000
1/2-Cent General for Public Safety	\$480,000
1/4-Cent Parks/Stormwater	\$240,000
1/2-Cent Transportation	\$480,000
3/8-Cent Capital Improvement	\$360,000
Projected FY 2023 Use Tax Funding	\$3,000,000



# FISCAL YEAR 2023 PROPOSED BUDGET

## ■ HIGHLIGHTED FISCAL YEAR 2022 KEY ACCOMPLISHMENTS

### ■ *Continuing into Fiscal Year 2023*

- Further Develop and Implement Action Plans
- Museum Strategic Plan
- Public Information & Communications Assessment
- Justice Center Facilities Assessment
- Benchmark and Level of Service Study

# FISCAL YEAR 2023 PROPOSED BUDGET

- **HIGHLIGHTED FISCAL YEAR 2022 KEY ACCOMPLISHMENTS**
  - ***Continuing into Fiscal Year 2023***
    - Planning Operational Assessment
    - Implementation of Building Permit System resulting in Online Building Permit Option
    - Sale of Surplus Property
    - Coordination of ARPA Funding
    - Assess and Improve Citywide IT Network Infrastructure and Security

# FISCAL YEAR 2023 PROPOSED BUDGET

- **HIGHLIGHTED FISCAL YEAR 2022 KEY ACCOMPLISHMENTS**
  - ***Continuing into Fiscal Year 2023***
    - Migration to Voice Over Internet Phones (VOIP)
    - Upgrade Police CAD System
    - Develop required Processes and Procedures for American Public Works Association (APWA) Accreditation
    - Restructure Police Fleet and Develop Fleet Policy
    - Upgrade Fire Records Management System

# FISCAL YEAR 2023 PROPOSED BUDGET

## ■ HIGHLIGHTED FISCAL YEAR 2022 KEY ACCOMPLISHMENTS

### ■ *Continuing into Fiscal Year 2023*

- Update the Local Emergency Operations Plan
- Installation of Public Safety Streetlights
- Tourism Venue Economic Development Study
- Upgrade Wayfinding graphics, add Grand Falls Wayfinding, and Tri-State Marker
- Solid Waste Master Plan

# FISCAL YEAR 2023 PROPOSED BUDGET

- **HIGHLIGHTED FISCAL YEAR 2022 KEY ACCOMPLISHMENTS**
  - ***Continuing into Fiscal Year 2023***
    - Multi-Modal Master Plan, Traffic Signal Master Plan, Facilities Master Plan for upcoming Capital Improvements Sales Tax renewal
    - Development and Implementation of Broadband Plan
    - Review of Sign Code and Presentation of Recommended Changes
    - Two Pilot Programs to reduce Inflow & Infiltration (I&I) in Sewer Treatment System

# FISCAL YEAR 2023 PROPOSED BUDGET

## ■ HIGHLIGHTED NEW KEY INITIATIVES FOR 2023

### GENERAL FUND

- Conduct Police Memorial Study
- Implement Time and Attendance System, along with HRIS System
- Develop and Coordinate ARPA/Infrastructure Spending Plan
- Administrative reduction of Incode Court Cases following implementation of state mandated system
- Implement Recommended Beat Configurations from Police Resource Allocation Study
- Establish Mental Health Awareness Program for Police
- Review and Restructure City Ordinances related to Vacant and Dangerous Buildings
- Complete first onsite visit for American Public Works Association (APWA) Accreditation of Public Works Department
- Conduct Community-Based Homeless Strategic Plan
- Remodel workspace in City Hall for additional employees for various Action Plans
- Implement recommendations from Communications Assessment, Benchmark and Level of Service Study and Planning Operational Assessment
- Further Develop and begin Implementation of City Work Group Recommendations

# FISCAL YEAR 2022 PROPOSED BUDGET

## ■ HIGHLIGHTED NEW KEY INITIATIVES FOR 2023

### OTHER FUNDS

- Install Visitor Kiosk to survey guests of City
- Develop Southwest Missouri Tourism Partnership
- Develop Community Health Plan from Community Health Needs Assessment
- Implement Electronic Health Records software system
- Develop Lodging Inspection Program
- Develop Maintenance Plan for each park
- Replace cart paths on 9 holes in conjunction with Public Works and the Special Road District
- Expand Transit Department Safety Plan and CDL Training Program
- Conduct Origin and Destination study related to transportation
- Complete Safety Plan for needed improvements to the City's transportation network
- Begin Migration towards digital plan review of Commercial Projects
- Begin preparation for Capital Improvement Sales Tax renewal
- Begin work on Phase III Parks/Stormwater Sales Tax Projects

# FISCAL YEAR 2023 PROPOSED BUDGET

- TOTAL BUDGET  
INFORMATION**

## FY 2023 POSITIONS BY FUND SUMMARY

FUND TYPE	FY 2021 ACTUAL	FY 2022 ACTUAL	FY 2023 PROPOSED	PROPOSED CHANGE
General Fund	258.95	259.90	259.90	-
Special Revenue Funds	221.75	225.00	234.00	9.00
Enterprise Funds	76.25	76.25	77.25	1.00
Internal Service Funds	27.60	26.80	26.80	-
<b>Total Positions by Fund</b>	<b>584.55</b>	<b>587.95</b>	<b>597.95</b>	<b>10.00</b>

### FTE Proposed Changes:

Special Revenue Funds: Public Safety Sales Tax-Add 3 Firefighters and 3 Fire Captain positions for Additional Station; Health-Add Grant-Funded WIC Administrative Assistant position; Parks & Stormwater Sales Tax-Add Use Tax funded Park Ranger (2) positions

Enterprise Funds: Sewer Fund-Add Wastewater Plant Technician position funded through Sewer Rate Study



# FISCAL YEAR 2023 PROPOSED BUDGET

## TOTAL BUDGET INFORMATION

### FY 2023 OVERALL BUDGET SUMMARY

Fund Type	FY 2023	FY 2023	FY 2023	FY 2023	FY 2023
	Total Revenue	Operational Expenditures	Capital Expenditures	Transfers Out	Total Expenditures
General Fund	\$ 33,957,258	\$ 25,661,133	\$ 2,035,250	\$ 5,314,126	\$ 33,010,509
Special Revenue Funds	\$ 59,434,807	\$ 35,707,117	\$ 33,468,610	\$ 8,007,268	\$ 77,182,995
Capital Project Funds	\$ 9,263,000	\$ 2,665,500	\$ 5,885,000	\$ -	\$ 8,550,500
Enterprise Funds	\$ 23,867,141	\$ 16,395,716	\$ -	\$ 1,668,528	\$ 18,064,244
Internal Service Funds	\$ 13,525,091	\$ 12,885,740	\$ -	\$ 133,529	\$ 13,019,269
<b>Total Funds</b>	<b>\$ 140,047,297</b>	<b>\$ 93,315,206</b>	<b>\$ 41,388,860</b>	<b>\$ 15,123,451</b>	<b>\$ 149,827,517</b>

### FY 2023 BUDGET SPECIAL REVENUE FUND SUMMARY

FUND	FY 2023	FY 2023	FY 2023	FY 2023	FY 2023
	Total Revenue	Operational Expenditures	Capital Expenditures	Transfers Out	Total Expenditures
1/2-Cent Pension	\$ 9,201,000	\$ 8,946,000	\$ -	\$ -	\$ 8,946,000
Public Safety	\$ 9,207,000	\$ 5,278,994	\$ 2,381,010	\$ 1,598,519	\$ 9,258,523
CVB Fund	\$ 1,534,000	\$ 1,309,188	\$ 39,000	\$ 75,164	\$ 1,423,352
Health Fund	\$ 2,882,758	\$ 2,735,966	\$ 114,000	\$ 65,364	\$ 2,915,330
Parks Fund	\$ 3,457,700	\$ 3,191,813	\$ 271,400	\$ 136,607	\$ 3,599,820
Solid Waste Fund	\$ 3,344,980	\$ 3,044,027	\$ 160,000	\$ 57,803	\$ 3,261,830
Parks/Stormwater Sales Tax	\$ 4,600,500	\$ 1,015,495	\$ 2,875,000	\$ 313,264	\$ 4,203,759
Transportation Sales Tax	\$ 13,701,944	\$ 6,454,705	\$ 2,782,000	\$ 5,325,761	\$ 14,562,466
Capital Improvement Sales Tax	\$ 8,100,750	\$ 153,802	\$ 24,845,000	\$ 421,057	\$ 25,419,859
Community Planning	\$ 3,404,175	\$ 3,577,127	\$ 1,200	\$ 13,729	\$ 3,592,056
American Rescue Plan Act	\$ -	\$ -	\$ -	\$ -	\$ -
Economic Development Fund	\$ -	\$ -	\$ -	\$ -	\$ -
<b>Total Special Revenue Funds</b>	<b>\$ 59,434,807</b>	<b>\$ 35,707,117</b>	<b>\$ 33,468,610</b>	<b>\$ 8,007,268</b>	<b>\$ 77,182,995</b>

# FISCAL YEAR 2023 PROPOSED BUDGET

## TOTAL BUDGET INFORMATION

### FY 2023 BUDGET CAPITAL PROJECTS FUND SUMMARY

FUND	FY 2023 Total Revenue	FY 2023 Operational Expenditures	FY 2023 Capital Expenditures	FY 2023 Transfers Out	FY 2023 Total Expenditures
Infrastructure	\$ 9,222,000	\$ 2,552,000	\$ 5,885,000	\$ -	\$ 8,437,000
Revolving Public Improvements	\$ 41,000	\$ 113,500	\$ -	\$ -	\$ 113,500
<b>Total Capital Projects Funds</b>	<b>\$ 9,263,000</b>	<b>\$ 2,665,500</b>	<b>\$ 5,885,000</b>	<b>\$ -</b>	<b>\$ 8,550,500</b>

### FY 2023 BUDGET ENTERPRISE FUND SUMMARY

FUND	FY 2023 Total Revenue	FY 2023 Operational Expenditures	FY 2023 Capital Expenditures	FY 2023 Transfers Out	FY 2023 Total Expenditures
Airport	\$ 3,190,291	\$ 2,736,671	\$ -	\$ 164,501	\$ 2,901,172
Golf Course	\$ 914,300	\$ 861,065	\$ -	\$ 30,431	\$ 891,496
Sanitary Sewer	\$ 19,762,550	\$ 12,797,980	\$ -	\$ 1,473,596	\$ 14,271,576
<b>Total Enterprises Funds</b>	<b>\$ 23,867,141</b>	<b>\$ 16,395,716</b>	<b>\$ -</b>	<b>\$ 1,668,528</b>	<b>\$ 18,064,244</b>

### FY 2023 BUDGET INTERNAL SERVICE FUND SUMMARY

FUND	FY 2023 Total Revenue	FY 2023 Operational Expenditures	FY 2023 Capital Expenditures	FY 2023 Transfers Out	FY 2023 Total Expenditures
Central Garage	\$ 1,683,000	\$ 1,494,065	\$ -	\$ 46,787	\$ 1,540,852
Health Self-Insurance	\$ 7,060,000	\$ 6,995,800	\$ -	\$ -	\$ 6,995,800
Worker's Compensation	\$ 1,111,709	\$ 1,097,793	\$ -	\$ -	\$ 1,097,793
Liability & Property	\$ 1,358,834	\$ 1,382,746	\$ -	\$ -	\$ 1,382,746
Emergency Communications	\$ 2,311,548	\$ 1,915,336	\$ -	\$ 86,742	\$ 2,002,078
<b>Total Internal Service Funds</b>	<b>\$ 13,525,091</b>	<b>\$ 12,885,740</b>	<b>\$ -</b>	<b>\$ 133,529</b>	<b>\$ 13,019,269</b>

# FISCAL YEAR 2023 PROPOSED BUDGET

## GENERAL FUND INFORMATION

FY 2023 GENERAL FUND POSITIONS BY DEPARTMENT

DEPARTMENT	FY 2021 ACTUAL	FY 2022 ACTUAL	FY 2023 PROPOSED	PROPOSED CHANGE	% OF TOTAL
City Manager	4.00	4.15	4.15	-	1.6%
City Clerk	2.00	2.00	2.00	-	0.8%
Legal Services	6.25	6.25	6.25	-	2.4%
Human Resources	3.60	4.40	4.40	-	1.7%
Building Regulations	6.00	6.00	6.00	-	2.3%
Finance	10.00	10.00	10.00	-	3.8%
Information Technology	6.00	6.00	6.00	-	2.3%
Municipal Court	9.50	9.50	9.50	-	3.7%
Public Works	17.40	17.40	17.40	-	6.7%
Police	109.80	109.80	109.80	-	42.2%
Fire	71.00	71.00	71.00	-	27.3%
Cemeteries	7.20	7.20	7.20	-	2.8%
Emergency Management	2.00	2.00	2.00	-	0.8%
Neighborhood Improvement	4.20	4.20	4.20	-	1.6%
<b>Total GF Positions</b>	<b>258.95</b>	<b>259.90</b>	<b>259.90</b>	<b>-</b>	<b>100.0%</b>

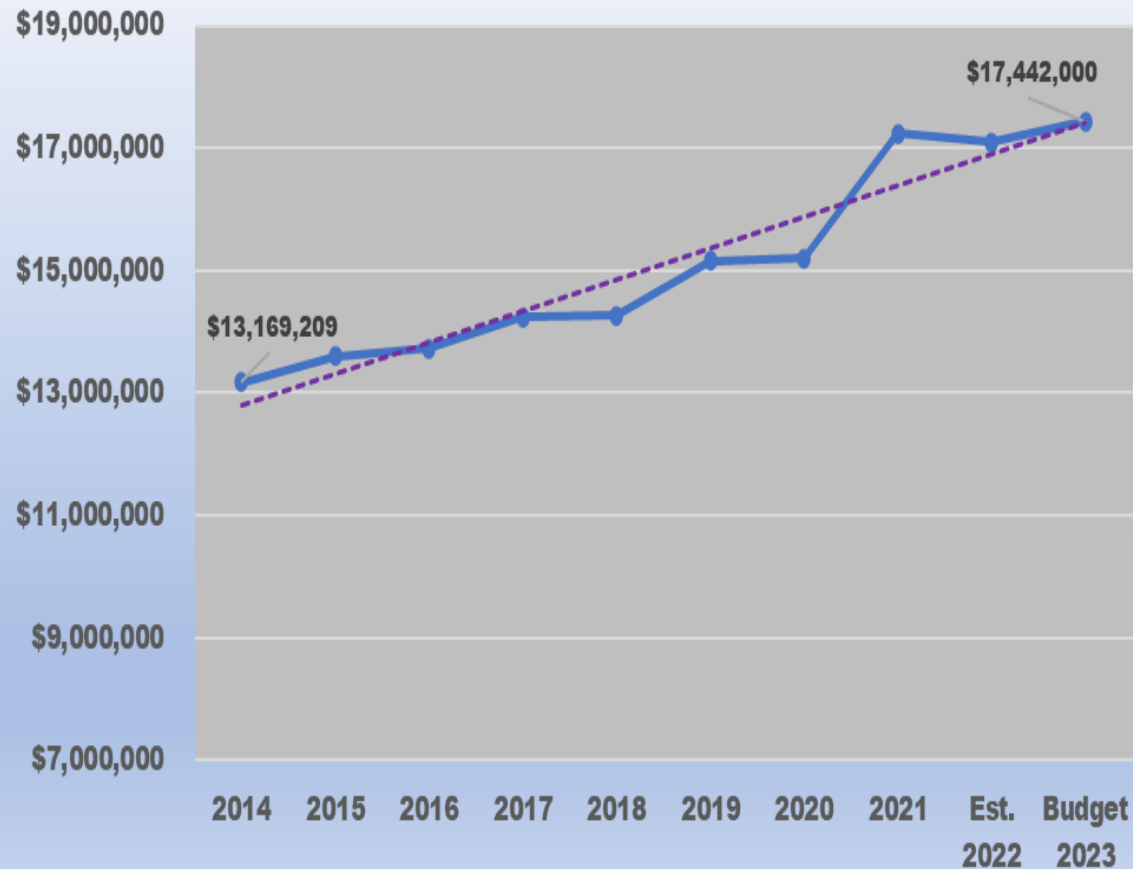
GENERAL FUND EXPENDITURES BY CATEGORY

CATEGORY	FY 2021	FY 2022	FY 2023	PROPOSED CHANGE	
	ACTUAL	ESTIMATED	BUDGET	AMOUNT	%
Personnel Services	\$ 18,379,505	\$ 18,714,699	\$ 18,873,285	\$ 158,586	0.8%
Operational Supplies	\$ 4,346,179	\$ 5,842,934	\$ 4,698,000	\$ (1,144,934)	-19.6%
Other Purchases/Services	\$ 1,427,834	\$ 1,171,772	\$ 2,089,848	\$ 918,076	78.3%
Capital Outlay	\$ 1,052,862	\$ 1,968,032	\$ 2,035,250	\$ 67,218	3.4%
Transfers Out	\$ 5,786,421	\$ 5,638,626	\$ 5,314,126	\$ (324,500)	-5.8%
<b>Total GF Expenditures</b>	<b>\$ 30,992,801</b>	<b>\$ 33,336,063</b>	<b>\$ 33,010,509</b>	<b>\$ (325,554)</b>	<b>-1.0%</b>

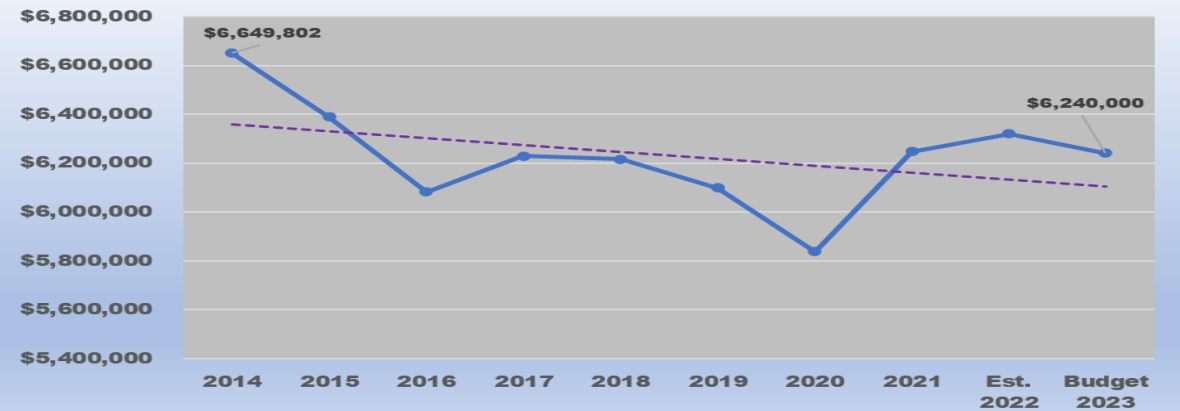
# FISCAL YEAR 2023 PROPOSED BUDGET

## GENERAL FUND INFORMATION

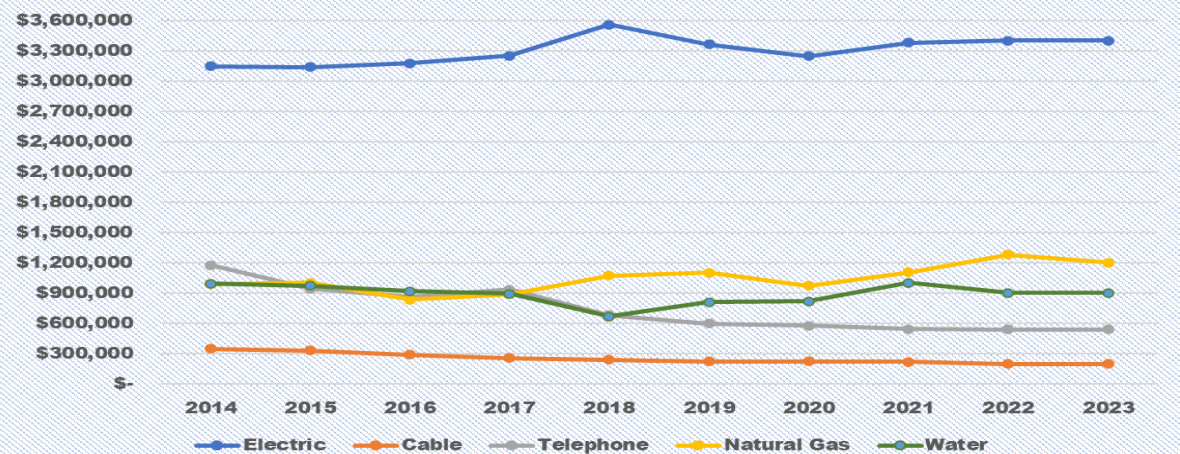
### 10-Year History of Gross 1% Sales Tax



### 10-Year History of Franchise Taxes



### 10-Year Franchise Tax History by Type



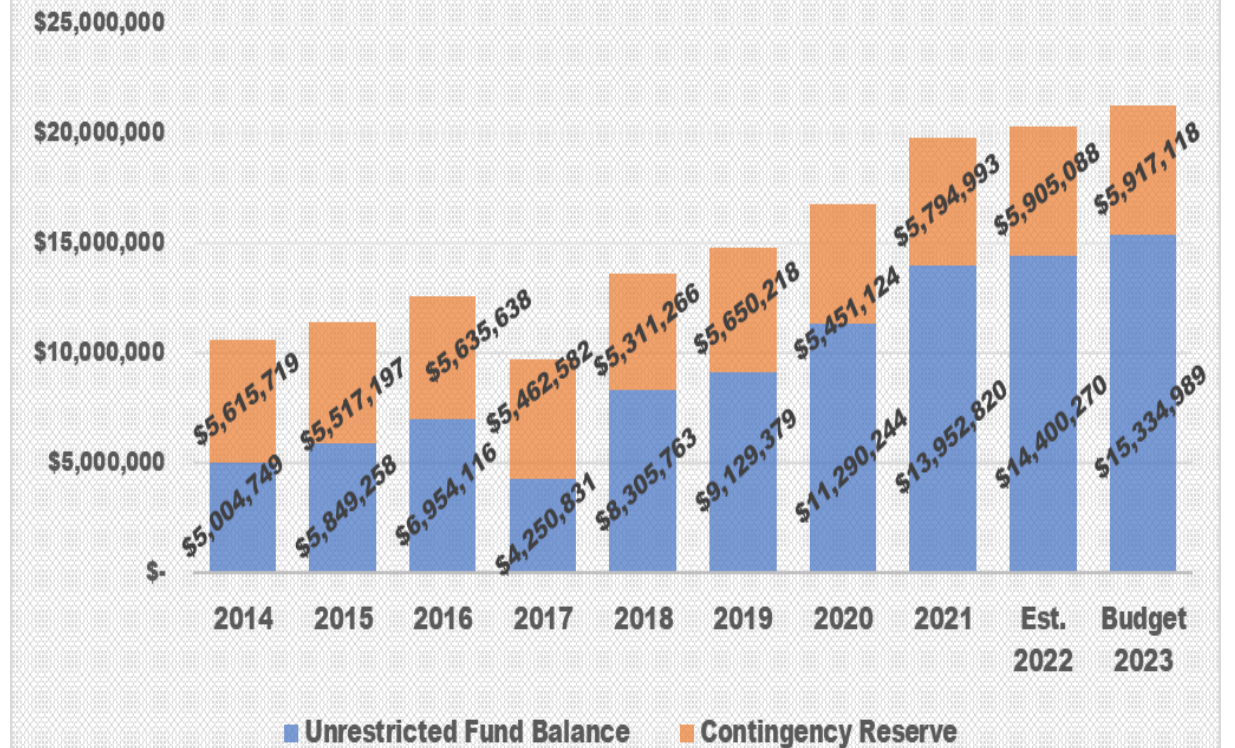
# FISCAL YEAR 2023 PROPOSED BUDGET

## GENERAL FUND INFORMATION

### GENERAL FUND 10-YEAR HISTORY OF FUND BALANCE

FISCAL YEAR	UNRESTRICTED AMOUNT	CONTINGENCY AMOUNT	TOTAL FUND BALANCE
2014	\$ 5,004,749	\$ 5,615,719	\$ 10,620,468
2015	\$ 5,849,258	\$ 5,517,197	\$ 11,366,455
2016	\$ 6,954,116	\$ 5,635,638	\$ 12,589,754
2017	\$ 4,250,831	\$ 5,462,582	\$ 9,713,413
2018	\$ 8,305,763	\$ 5,311,266	\$ 13,617,029
2019	\$ 9,129,379	\$ 5,650,218	\$ 14,779,597
2020	\$ 11,290,244	\$ 5,451,124	\$ 16,741,368
2021	\$ 13,952,820	\$ 5,794,993	\$ 19,747,813
Est. 2022	\$ 14,400,270	\$ 5,905,088	\$ 20,305,358
Budget 2023	\$ 15,334,989	\$ 5,917,118	\$ 21,252,107

### GENERAL FUND 10-YEAR FUND BALANCE HISTORY



# FISCAL YEAR 2023 PROPOSED BUDGET

## ■ **WHAT ARE THE INDICATORS OF A CITY'S FINANCIAL CONDITION?**

- Reserve Balance
- Strength of Revenue Stream
- Commitment of Expenditures for Service

# FISCAL YEAR 2023 PROPOSED BUDGET

## ■ FUTURE PLANNING

- One important piece of good decision making is understanding that today's decisions impact the future ability to provide quality services
- Financially sustainable decision making is forward looking at the long-term impact on the City as a whole, rather than piece-meal decisions
- 5-year General Fund Financial Planning Model
- Biggest concern for the City's future financial condition is that the current revenue growth is not keeping pace with the expenditure growth despite efforts to become as efficient and effective as possible

GENERAL FUND FIVE-YEAR MODEL					
	FY 2021	FY 2022	FY 2023	FY 2024	FY 2025
DESCRIPTION	ACTUAL	ESTIMATED	BUDGET	ESTIMATED	ESTIMATED
Total Revenue	\$ 33,999,243	\$ 33,893,608	\$33,957,258	\$ 34,296,831	\$34,639,799
Total Operating Expenses	\$ 24,153,518	\$ 25,729,405	\$25,661,133	\$ 26,944,190	\$28,156,678
Total Capital Expenses	\$ 1,052,862	\$ 1,968,032	\$ 2,035,250	\$ 1,500,000	\$ 800,000
Total Transfers Out	\$ 5,786,421	\$ 5,638,626	\$ 5,314,126	\$ 5,650,000	\$ 5,500,000
Net Change in Fund Balance	\$ 3,006,442	\$ 557,545	\$ 946,749	\$ 202,641	\$ 183,121

# FISCAL YEAR 2023 PROPOSED BUDGET

## ■ **NEXT STEPS IN 2023 BUDGET PROCESS**

- Public Hearing for Proposed Budget on August 15, 2022
- Public Hearing and Set Property Tax Rates on August 22, 2022
- City Council Budget Work Sessions covering Budget Overview and Issues & Options scheduled for September 20-22, 2022
- September 22, 2022-Deadline for any changes for 2023 Budget Adoption on October 17, 2022
- Fiscal Year 2023 Budget Adoption on October 17, 2022



# FISCAL YEAR 2023 PROPOSED BUDGET

## ■ ORGANIZATION'S NEXT STEPS

- Align Resources to City Council Vision and Goals
- Continue Implementation of Action Plans
- Utilize the City's Budget as a Tool to Implement the Action Plans



# FISCAL YEAR 2023 PROPOSED BUDGET

## ■ QUESTIONS?