



ARPA Project Prioritization

JOPLIN, MISSOURI

JULY 18, 2022

Agenda

1. The Team

2. ARPA

- Overview
- Eligibility
- Ineligibility

3. Joplin, MO

- Unfunded Projects
- State Opportunities

4. Survey

- Criteria
- Aggregate Scores
- Results

5. Prioritization

- High, medium, low

6. Going Forward



The Team



Our selected team has been specializing in assisting states and localities with disaster response and recovery since long before the COVID-19 crisis. Our Joplin, MO team is well-versed in federal recovery programs' governing regulations and policies and can provide recommendations for best practices in all phases of the disaster recovery program life cycle.

Team Members:

- **Dami Kehinde**
- Gaurav Menon
- Kiley Fitzgerald



Established and operated in Joplin, the Viriya team brings both an integral understanding of the area and a passion for contributing to its growth. The Viriya team will use proven technical expertise and administrative capabilities, honed across a myriad of state and local COVID-19 response projects, to support the City as an extension of their staff and collaborate in the successful administration of grant funding.

Team Members:

- **Shannon Anastosopolos**
- Seth Spencer
- Cassidy Wagner

ARPA

- **Total Funding Allocated**

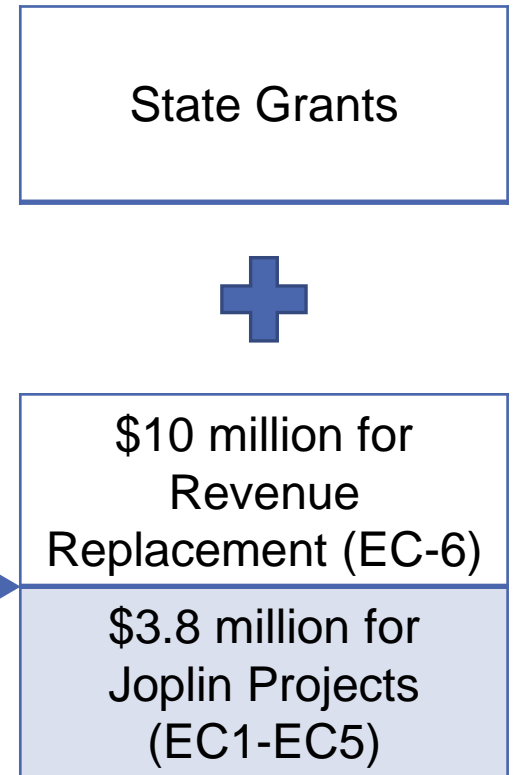
- City of Joplin - \$13.8 million*
- State of Missouri - \$2.7 billion dollars

- **Project Timeline**

- Funding must be obligated by December 31, 2024
- Funding must be expended by December 31, 2026

- **State Timeline**

- Began accepting applications for funding in July 2022 (ASAP)
- Additional funding opportunities to be announced in the coming months



ARPA *Eligibility*

\$10 million for Revenue Replacement (EC-6)

\$3.8 million for Joplin Projects (EC1-EC5)

Public Health (EC 1)

Address COVID-19 and its impact on public health. The project must (1) Identify a COVID 19 public health on an individual or class and (2) respond directly to that impact

Premium Pay (EC 4)

Recipients may provide premium pay to eligible workers, who are below a wage threshold or are classified as non-exempt and performed essential work during the public health emergency

Negative Economic Impacts (EC 2)

Address COVID-19 and its impact on public health as well as address economic harms to households, small businesses, nonprofits, impacted industries and the public sector

Water, sewer, and broadband infrastructure (EC 5)

Make necessary investments to improve access to clean drinking water, to support vital wastewater and stormwater infrastructure, and to expand affordable access to broadband internet

Public Sector Capacity (EC 3)

Providing worker retention incentives to persuade employees to remain with employer. Retention incentives must be entirely additive to an employee's regular compensation

Revenue Replacement (EC 6)

Recipients may use this amount for any government services, those services traditionally provided by government, within the constraints of one-time expenditures

ARPA *Ineligibility*

No offset of a reduction in net tax revenue resulting from a change in local law

No contributions to a pension fund or to reduce an accrued, unfunded liability

No payments for debt service

No replenishment of rainy-day funds or fund balances

No satisfaction of settlements and judgments

ARPA Revenue Replacement and Local Match

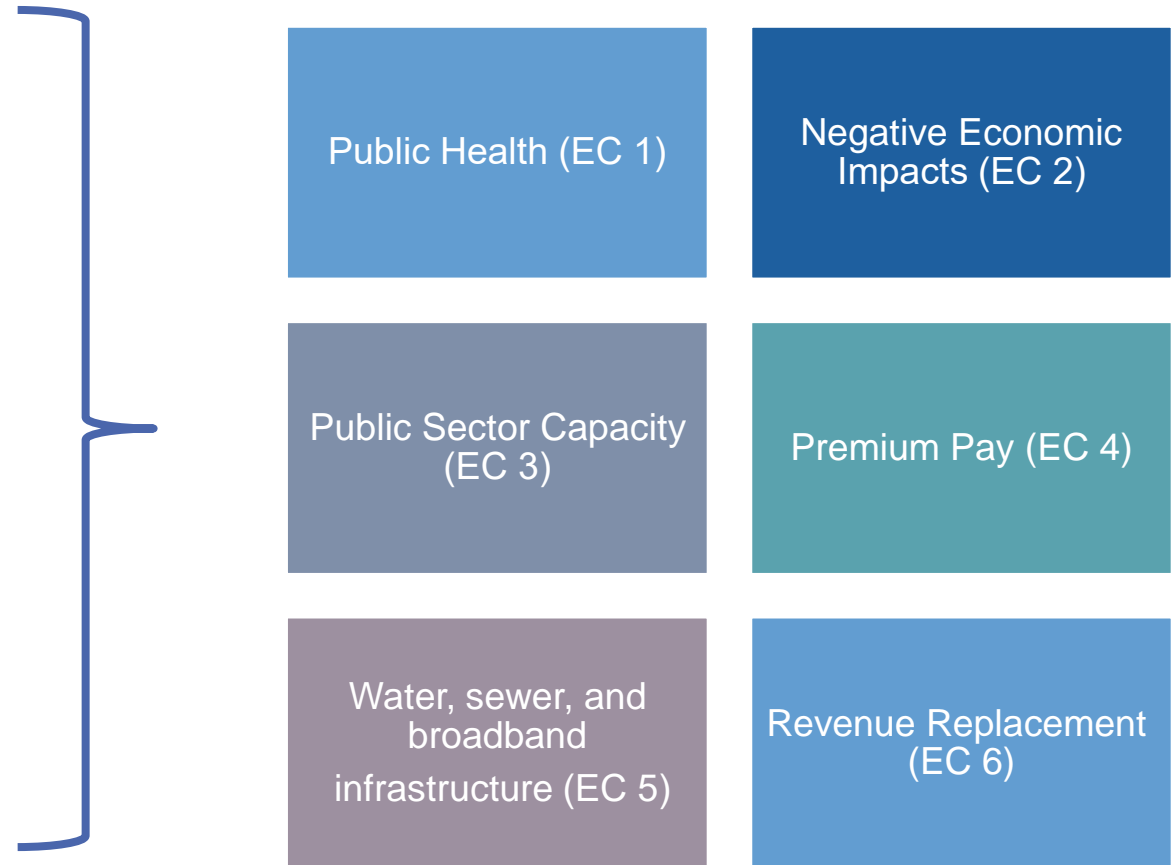
“Any General Government Service, Construction and maintenance of roads and other infrastructure, General government administration, staff and administrative facilities, Health services, Environmental remediation”

- \$10 million allocated to government services only (Final Rule)- City of Joplin is following this guidance and has approximately \$3.8M remaining. This balance is required to meet the eligibility criteria between EC-1 to EC-5.
- Subject to same labor standards and rules and regulations as other categories (DBRA, DBE, Civil Rights and Environmental Standards)
- Projects must be reasonable and necessary (2 CFR 200)
- One-time expenditure

Other funds total \$3.8 million and required to fall within the eligibility criteria set forth in EC-1 to EC-5



The City of Joplin *Unfunded Projects*

Total Unfunded	\$406,332,500
Transportation	\$190,500,000
Sewer/Water	\$63,200,000
Economic Development	\$45,500,000
Parks	\$28,875,000
Stormwater	\$17,304,500
Broadband	\$17,000,000
Airport	\$9,600,000
Public Safety-Fire	\$6,753,000
Transit	\$4,500,000
Public Safety-Police	\$2,896,000
Internal City	\$11,900,000
Housing	\$8,000,000
Sub-recipient (MSSU)	\$30,000,000



The City of Joplin *State Opportunities*

All projects that apply to State Opportunities will require 15% local match to make applications competitive.

Legend	
	Application Closed
	Potential State Grant

	Application Launch Date	Application Close Date	Maximum Award	Minimum Local Match
Drinking Water Infrastructure Grant	5/16/2022	7/14/2022	\$5,000,000	\$1
Wastewater Infrastructure Grant	5/16/2022	7/14/2022	\$5,000,000	\$1
Stormwater Infrastructure Grant	5/16/2022	7/14/2022	\$5,000,000	\$1
Lead Service Line Inventory Grant	5/16/2022	7/14/2022	200,000	\$1
Missouri Area Career Center Opportunities	7/11/2022	10/14/2022	-	25%
Private Moexcels ARPA Grant	7/1/2022	9/1/2022	\$1,000,000	Dollar for Dollar
Agriculture Innovation & Workforce Development Grant	7/1/2022	9/1/2022	\$2,000,000	
MASBA Biofuel Grants	9/1/2022	9/30/2022	-	
Emergency Medical Services Grant Program	9/1/2022	9/30/2022	\$20,000	Required
Public Safety Grant Program	9/1/2022	9/30/2022	\$20,000	Required
Fire Protection Grant Program	9/1/2022	9/30/2022	\$20,000	Required

The City of Joplin *Future State Opportunities*

- Not all State funding opportunities have been made available for ARPA projects. Listed below are a few potential grant programs on the horizon awaiting final state guidelines:
 - Broadband Infrastructure Program
 - Community Revitalization Grant
 - Industrial Sites Grant
 - Fire Protection Grant
 - Public Safety Grant

The City of Joplin *Project Prioritization*

Step 1 – Collection



- The initial prioritization scores were collected over the span of two weeks

Step 2 – Results



- This exercise will start by reporting out ALL project scores according to Department Head and City Council ranking

Step 3 – Finalize and Adopt Project Prioritization

- Finalize Community Project Prioritization and Present Resolution for Council Adoption

Survey Criteria and Weights

ARPA Eligibility and Recapture of Funds	Impacts at-risk communities and businesses	Potential to leverage additional funding	Long-term benefit/ Impact to Community	Project sustainability
Projects aligns with ARPA eligibility guidelines and does not risk recapture of funds	Projects that target at-risk and/or disproportionately impacted populations	Projects that leverage additional funding from state and other cost-share programs	Projects that generate benefits for larger number of residents and/or specific communities	Projects that value sustainable procedures, standards, and outcomes
Weight = 3.0	Weight = 2.0	Weight = 2.5	Weight = 2.5	Weight = 1.0

Adherence to Master Plan	Alignment to Council Goal	Capacity for management and resources	Project Budget and Time
Projects that align with the Master Plan and relate to the goals and values of Joplin	Projects that emulate Council Goals (Neighborhood Improvement, Beautification, Public Safety, Homelessness, Economic Development)	Projects will have adequate City management capacity. Availability of materials and local vendors to complete projects.	Projects time commitments will comply with funding deadlines, require less planning and less technical expertise. Project budgets necessary and reasonable.
Weight = 2.5	Weight = 2.5	Weight = 2.0	Weight = 2.0



Survey *Example Aggregate Results per Project*

Aggregation Example Project	DH Weighted	Council Weighted	Total Weighted
ARPA Eligibility and Recapture of funds	9.8	-	9.8
Adherence to Master Plan	10.7	-	10.7
Potential to leverage additional funding	9.1	-	9.1
Alignment to Council Goal	8.6	8.1	8.3
Larger community benefit/Impact to Community	9.7	8.9	9.3
Impacts at-risk communities and businesses	5.4	-	5.4
Project Budget and Time	6.2	-	6.2
Capacity for management and resources	6.9	-	6.9
Project sustainability	3.4	-	3.4
Total Score	69.9	16.9	69.2

Consolidated Survey Results (1 to 35)




1	Neighborhood Improvements Estimate
2	City of Joplin Fiber Backbone Network
3	MOSWIN Interoperability Radio System
4	Home Rehabilitation and Repair
5	Police Equipment
6	East Town Infrastructure and Revitalization
7	Replacement and Relocation of Joplin Fire Station 3
8	Tin Cup Parallel Force Main and Lift Station Improvements
9	Wastewater Treatment – Trickling Filter Replacement
10	Fire Equipment
11	Pennsylvania Avenue Viaduct Removal & At-Grade Road Replacement
12	Shoal Creek WWTF Final Clarifier
13	East Town Stormwater Improvements
14	Neighborhood Sidewalk Repair and Replacement
15	Glendale Parallel Replacement Phase I
16	City Facilities Video Security Enhancements
17	17th Street and Annie Baxter Stormwater Improvements
18	Tin Cup Trail and Underpass
19	Zora St Widening / Improvements from Range Line (Loop 49) to MO249
20	Zora Street Water Main Installation
21	Downtown SMART Technology for Traffic Signals
22	7th Street & 249 Sanitary Sewer Extension (Phase II)
23	20th & Malang Force Main
24	City Website Redesign Estimate
25	East 20th Street Sanitary Sewer Extension
26	Joplin East Industrial Park Culvert Replacements
27	Euclid Avenue Storm Sewer Improvements
28	East Baker's Branch Sewer Extension Phase I & II
29	20th Street Widening and Improvements from Schifferdecker Avenue to the Missouri/Kansas State Line
30	Dover Outdoor Recreation Area (DORA)
31	County Road 180 Water Main Installation
32	Garvin Park Ditch
33	Create or Expand New Industrial Park
34	Wastewater Treatment – Activated Sludge Facilities
35	7th Street Water Main Installation

Consolidated Survey Results

(36 to 70)

36	Landreth Park to Frisco Trail Connector
37	Construct Public Transit Transfer Station
38	Crane Road & Arbor Hills Lift Station Elimination
39	I-44 Culvert Addition
40	Trail Wayfinding
41	Streetscape along Joplin Avenue from 6th Street to 10th Street
42	Sallyport for Justice Center and Jail
43	Construction Investment of the MSSU Health Science Innovation Center
44	Schifferdecker Trail Connections
45	Grade Separation Funding for KCS RR Tracks at 32nd/Hwy FF
46	Colorado Drive Storm Sewer Improvements
47	Streetscape along Wall Avenue from 7th Street to 10th Street
48	McClelland Park Improvements
49	Ewert Park Trail Connections
50	Katy Trail Development
51	Airport-Design & Construction of new ARFF Building
52	Airport-Mill & Overlay Runway 13-31
53	Landreth Park Fitness Trail
54	Trail Benches
55	Dangerous Structures Demo
56	Park Sign Kiosks
57	44th & Main Street Shared Use Paths
58	Joplin Athletic Complex Fishing Pond and Trail
59	Schifferdecker Park Improvements
60	Airport-Design & Construction of new SRE Building
61	Outdoor Games
62	Parr Hill Park 15th Street Underpass
63	Humphrey Park Splash Pad
64	Joplin West Corridor / Bypass Phase
65	Renovation of the Former Downtown Library into an MSSU Downtown Campus and Economic Development Talent Training Facility
66	Murphy Boulevard Bridge over Joplin Creek
67	Synthetic Turf for Hershewe Soccer Complex, Wendell Redden Stadium and Joe Becker Stadium Outfield
68	Renovation and Expansion of Memorial Hall
69	Warehouse
70	Indoor Sports Venue




City Council Survey – Top 20

Legend	
	ARPA Eligible (EC-1 to EC-6)
	Need more information
	EC-6 Only

City Council Rank	Project	Category	Cost Estimate	Weighted Total
1	Police Equipment	Public Safety-Police	\$1,696,000	23.9
2	Fire Equipment	Public Safety-Fire	\$253,000	23.6
3	City Website Redesign Estimate	Internal City Projects	\$150,000	23.3
4	MOSWIN Interoperability Radio System	Public Safety-Police	\$600,000	22.2
5	Construction Investment of the MSSU Health Science Innovation Center	Sub-recipient	\$1,500,000	22.2
6	Replacement and Relocation of Joplin Fire Station 3	Public Safety-Fire	\$6,500,000	21.7
7	City of Joplin Fiber Backbone Network	Broadband	\$17,000,000	21.4
8	Neighborhood Improvements Estimate	Housing	\$5,000,000	20
9	Sallyport for Justice Center and Jail	Public Safety-Police	\$600,000	20
10	Home Rehabilitation and Repair	Housing	\$3,000,000	19.7
11	Create or Expand New Industrial Park	Economic Development	\$3,000,000	19.4
12	Tin Cup Parallel Force Main and Lift Station Improvements	Sewer/Water	\$4,750,000	18.6
13	Glendale Parallel Replacement Phase I	Sewer/Water	\$2,500,000	17.5
14	I-44 Culvert Addition	Stormwater	\$9,500,000	17.5
15	Dangerous Structures Demo	Internal City	\$11,500,000	17.5
16	Pennsylvania Avenue Viaduct Removal & At-Grade Road Replacement	Transportation	\$2,300,000	17.2
17	7th Street & 249 Sanitary Sewer Extension (Phase II)	Sewer/Water	\$2,000,000	17.2
18	Joplin East Industrial Park Culvert Replacements	Stormwater	\$2,800,000	17.2
19	20th Street Widening & Improvements (Schifferdecker Ave)	Transportation	\$12,000,000	17.2
20	Wastewater Treatment – Trickling Filter Replacement	Sewer/Water	\$7,700,000	16.9

* Each project will have 15% contingency




Department Head (DH) Survey – Top 20

Legend	
	ARPA Eligible (EC-1 to EC-6)
	Need more information
	EC-6 Only

DH Rank	Project	Category	Cost Estimate	Weighted Total
1	Neighborhood Improvements Estimate	Housing	\$5,000,000	76.9
2	City of Joplin Fiber Backbone Network	Broadband	\$17,000,000	75.2
3	Home Rehabilitation and Repair	Housing	\$3,000,000	75.2
4	East Town Infrastructure and Revitalization	Transportation	\$5,400,000	74.4
5	MOSWIN Interoperability Radio System	Public Safety-Police	\$600,000	73.6
6	Police Equipment	Public Safety-Police	\$1,696,000	72.2
7	Wastewater Treatment – Trickling Filter Replacement	Sewer/Water	\$7,700,000	71.6
8	Replacement and Relocation of Joplin Fire Station 3	Public Safety-Fire	\$6,500,000	71.4
9	Pennsylvania Avenue Viaduct Removal & At-Grade Road Replacement	Transportation	\$2,300,000	71.2
10	Neighborhood Sidewalk Repair and Replacement	Transportation	\$4,000,000	71.2
11	Dangerous Structures Demo	Internal City	\$11,500,000	71.2
12	Tin Cup Parallel Force Main and Lift Station Improvements	Sewer/Water	\$4,750,000	71.1
13	Tin Cup Trail and Underpass	Transportation	\$4,800,000	70.9
14	Shoal Creek WWTF Final Clarifier	Sewer/Water	\$3,500,000	70.8
15	East Town Stormwater Improvements	Stormwater	\$1,426,000	70.8
16	Zora St Widening / Improvements from Range Line (Loop 49) to MO249	Transportation	\$12,000,000	69.9
17	City Facilities Video Security Enhancements	Internal City Projects	\$250,000	69.6
18	17th Street and Annie Baxter Stormwater Improvements	Stormwater	\$740,500	69.4
19	Glendale Parallel Replacement Phase I	Sewer/Water	\$2,500,000	69.3
20	Zora Street Water Main Installation	Sewer/Water	\$4,000,000	69.1

* Each project will have 15% contingency

Consolidated Survey – Top 20

Legend	
	ARPA Eligible (EC-1 to EC-6)
	Need more information
	EC-6 Only

New Rank	Project	Category	Cost Estimate	Weighted Total
1	Neighborhood Improvements Estimate	Housing	\$5,000,000	76.3
2	City of Joplin Fiber Backbone Network	Broadband	\$17,000,000	75.5
3	MOSWIN Interoperability Radio System	Public Safety-Police	\$600,000	75.1
4	Home Rehabilitation and Repair	Housing	\$3,000,000	75
5	Police Equipment	Public Safety-Police	\$1,696,000	74.5
6	East Town Infrastructure and Revitalization	Transportation	\$5,400,000	72.7
7	Replacement and Relocation of Joplin Fire Station 3	Public Safety-Fire	\$6,500,000	72.5
8	Tin Cup Parallel Force Main and Lift Station Improvements	Sewer/Water	\$4,750,000	71.2
9	Wastewater Treatment – Trickling Filter Replacement	Sewer/Water	\$7,700,000	71
10	Fire Equipment	Public Safety-Fire	\$253,000	71
11	Pennsylvania Avenue Viaduct Removal & At-Grade Road Replacement	Transportation	\$2,300,000	70.7
12	Shoal Creek WWTF Final Clarifier	Sewer/Water	\$3,500,000	70.4
13	East Town Stormwater Improvements	Stormwater	\$1,426,000	70.1
14	Neighborhood Sidewalk Repair and Replacement	Transportation	\$4,000,000	69.7
15	Glendale Parallel Replacement Phase I	Sewer/Water	\$2,500,000	69.7
16	City Facilities Video Security Enhancements	Internal City Projects	\$250,000	69.5
17	17th Street and Annie Baxter Stormwater Improvements	Stormwater	\$740,500	69.4
18	Tin Cup Trail and Underpass	Transportation	\$4,800,000	69.2
19	Zora St Widening / Improvements from Range Line (Loop 49) to MO249	Transportation	\$12,000,000	69.2
20	Zora Street Water Main Installation	Sewer/Water	\$4,000,000	68.9

* Each project will have 15% contingency

High Priority

Strongest opportunities to pursue based on ranking, eligibility, and state grant alignment. This does not necessarily mean that all projects will receive funding. Future budgetary decisions will be made in follow up meetings and deliberations at the approval of City Council.

Legend



ARPA Eligible (EC-1 to EC-6)

Need more information

EC-6 Only

New Rank	Project
1	Neighborhood Improvements Estimate
2	City of Joplin Fiber Backbone Network
3	MOSWIN Interoperability Radio System
4	Home Rehabilitation and Repair
5	Police Equipment
6	East Town Infrastructure and Revitalization
7	Replacement and Relocation of Joplin Fire Station 3
8	Tin Cup Parallel Force Main and Lift Station Improvements
9	Wastewater Treatment – Trickling Filter Replacement
10	Fire Equipment
11	Pennsylvania Avenue Viaduct Removal & At-Grade Road Replacement
12	Shoal Creek WWTF Final Clarifier
13	East Town Stormwater Improvements
14	Neighborhood Sidewalk Repair and Replacement
15	Glendale Parallel Replacement Phase I
16	City Facilities Video Security Enhancements
17	17th Street and Annie Baxter Stormwater Improvements
18	Tin Cup Trail and Underpass
19	Zora St Widening / Improvements from Range Line (Loop 49) to MO249
20	Zora Street Water Main Installation

Medium Priority

*Ranking could change based on new State or Federal funding opportunities

Legend



ARPA Eligible (EC-1 to EC-6)

Need more information

EC-6 Only

21	Downtown SMART Technology for Traffic Signals
22	7th Street & 249 Sanitary Sewer Extension (Phase II)
23	20th & Malang Force Main
24	City Website Redesign Estimate
25	East 20th Street Sanitary Sewer Extension
26	Joplin East Industrial Park Culvert Replacements
27	Euclid Avenue Storm Sewer Improvements
28	East Baker's Branch Sewer Extension Phase I & II
29	20th Street Widening and Improvements from Schifferdecker Avenue to the Missouri/Kansas State Line
30	Dover Outdoor Recreation Area (DORA)
31	County Road 180 Water Main Installation
32	Garvin Park Ditch
33	Create or Expand New Industrial Park
34	Wastewater Treatment – Activated Sludge Facilities
35	7th Street Water Main Installation
36	Landreth Park to Frisco Trail Connector
37	Construct Public Transit Transfer Station
38	Crane Road & Arbor Hills Lift Station Elimination
39	I-44 Culvert Addition
40	Trail Wayfinding
41	Streetscape along Joplin Avenue from 6th Street to 10th Street
42	Sallyport for Justice Center and Jail
43	Construction Investment of the MSSU Health Science Innovation Center
44	Schifferdecker Trail Connections
45	Grade Separation Funding for KCS RR Tracks at 32nd/Hwy FF
46	Colorado Drive Storm Sewer Improvements
47	Streetscape along Wall Avenue from 7th Street to 10th Street
48	McClelland Park Improvements
49	Ewert Park Trail Connections
50	Katy Trail Development

Low Priority

*Ranking could change based on new State or Federal funding opportunities

Legend



ARPA Eligible (EC-1 to EC-6)

Need more information

EC-6 Only

51	Airport-Design & Construction of new ARFF Building
52	Airport-Mill & Overlay Runway 13-31
53	Landreth Park Fitness Trail
54	Trail Benches
55	Dangerous Structures Demo
56	Park Sign Kiosks
57	44th & Main Street Shared Use Paths
58	Joplin Athletic Complex Fishing Pond and Trail
59	Schifferdecker Park Improvements
60	Airport-Design & Construction of new SRE Building
61	Outdoor Games
62	Parr Hill Park 15th Street Underpass
63	Humphrey Park Splash Pad
64	Joplin West Corridor / Bypass Phase
65	Renovation of the Former Downtown Library into an MSSU Downtown Campus and Economic Development Talent Training Facility
66	Murphy Boulevard Bridge over Joplin Creek
67	Synthetic Turf for Hershewe Soccer Complex, Wendell Redden Stadium Outfield and Joe Becker Stadium Outfield
68	Renovation and Expansion of Memorial Hall
69	Warehouse
70	Indoor Sports Venue

ARPA Project Prioritization

- Project Prioritization helps align highest local priority projects with the City's ARPA award and additional grant opportunities
- Project Prioritization does NOT allocate or obligate the \$13.8 million ARPA award
- Approval of prioritization allows for county, state, and federal grant applications for projects that fall within the upcoming particular grant requirements as they open utilizing project prioritization
- As grant opportunities are awarded over next several months, additional funding as well as local funding will be identified allowing for a spending plan for the City's ARPA award to be developed, finalized, and approved

Going forward

This exercise has prioritized the community project list related to ARPA funding. A resolution adopting the project prioritization will be presented on August 1st. Survey results and methodology can be provided upon request.

Date	Timeline
Tuesday, July 5 th	- Presentation to City Council
Friday, July 8 th	- Deadline for City Council to score
Monday, July 11 th	- If additional projects added by Council send out to DH/Assistants to score
Wednesday, July 13 th 3pm CT	- Deadline to receive additional scores from DH/Assistants
Monday, July 18 th 6pm CT	- City Council presentation and results meeting
Monday, August 1 st	- Official vote on final project list



Discussion and Questions

Appendix

ARPA CATEGORIES

Public Health (EC-1)

- 1.1 COVID-19 Vaccination
- 1.2 COVID-19 Testing
- 1.3 COVID-19 Contact Tracing
- 1.4 Prevention in Congregate Settings
- 1.5 Personal Protective Equipment
- 1.6 Medical Expenses
- 1.7 Other COVID-19 Public Health Expenses
- 1.8 COVID-19 Assistance to Small Businesses
- 1.9 COVID-19 Assistance to Non-Profits
- 1.1 COVID-19 Assistance to Impacted Industries
- 1.12 Mental Health Services
- 1.13 Substance Use Services
- 1.14 Other Public Health Services

Negative Economic Impacts (EC-2)

- 2.1 Household Assistance: Food Programs
- 2.2 Household Assistance: Rent, Mortgage, and Utility Aid
- 2.3 Household Assistance: Cash Transfers
- 2.4 Household Assistance: Internet Access Programs
- 2.5 Household Assistance: Paid Sick and Medical Leave
- 2.6 Household Assistance: Health Insurance
- 2.7 Household Assistance: Services for Un/Unbanked
- 2.8 Household Assistance: Survivor's Benefits
- 2.9 Unemployment Benefits or Cash Assistance to Unemployed Workers
- 2.10 Assistance to Unemployed or Underemployed Workers (e.g., job training, subsidized employment, employment supports or incentives)

- 2.11 Healthy Childhood Environments: Child Care*
- 2.12 Healthy Childhood Environments: Home Visiting*
- 2.13 Healthy Childhood Environments: Services to Foster Youth or Families Involved in Child Welfare System*
- 2.14 Healthy Childhood Environments: Early Learning*
- 2.15 Long-term Housing Security: Affordable Housing*
- 2.16 Long-term Housing Security: Services for Unhoused Persons*
- 2.17 Housing Support: Housing Vouchers and Relocation Assistance for Disproportionately Impacted Communities*
- 2.18 Housing Support: Other Housing Assistance*

Appendix A – Eligible Categories (EC-2)

2.19	Social Determinants of Health: Community Health Workers or Benefits Navigators*	2.28	Contributions to UI Trust Funds
2.2	Social Determinants of Health: Lead Remediation*	2.29	Loans or Grants to Mitigate Financial Hardship
2.21	Medical Facilities for Disproportionately Impacted Communities	2.3	Technical Assistance, Counseling, or Business Planning
2.22	Strong Healthy Communities: Neighborhood Features that Promote Health and Safety	2.31	Rehabilitation of Commercial Properties or Other Improvements
2.23	Strong Healthy Communities: Demolition and Rehabilitation of Properties	2.32	Business Incubators and Start-Up or Expansion Assistance
2.24	Addressing Educational Disparities: Aid to High Poverty Districts	2.33	Enhanced Support to Microbusinesses
2.25	Addressing Educational Disparities: Academic, Social, and Emotional Services*	2.34	Assistance to Impacted Nonprofit Organizations (Impacted or Disproportionately Impacted)
2.26	Addressing Educational Disparities: Mental Health Services*	2.35	Aid to Tourism, Travel, or Hospitality
2.27	Addressing Impacts of Lost Instructional Time	2.36	Aid to Other Impacted Industries
2.28	Contributions to UI Trust Funds	2.37	Economic Impact Assistance: Other

Services to Disproportionately Impacted Communities (EC-3)

- 3.1 Public Sector Workforce: Payroll and Benefits for Public Health, Public Safety, or Human Services Workers³
- 3.2 Public Sector Workforce: Rehiring Public Sector Staff
- 3.3 Public Sector Workforce: Other
- 3.4 Public Sector Capacity: Effective Service Delivery
- 3.5 Public Sector Capacity: Administrative Needs

Premium Pay (EC-4)

4.1 Public Sector Employees

4.2 Private Sector: Grants to other employers

Infrastructure (EC-5)

Infrastructure (EC-5)

- 5.1 Clean Water: Centralized wastewater treatment
- 5.2 Clean Water: Centralized wastewater collection and conveyance
- 5.3 Clean Water: Decentralized wastewater
- 5.4 Clean Water: Combined sewer overflows
- 5.5 Clean Water: Another sewer infrastructure
- 5.6 Clean Water: Stormwater
- 5.7 Clean Water: Energy conservation
- 5.8 Clean Water: Water conservation
- 5.9 Clean Water: Nonpoint source
- 5.10 Drinking water: Treatment

- 5.10 Drinking water: Treatment
- 5.11 Drinking water: Transmission & distribution
- 5.12 Drinking water: Transmission & distribution: lead remediation
- 5.13 Drinking water: Source
- 5.14 Drinking water: Storage
- 5.15 Drinking water: Other water infrastructure
- 5.16 Water and Sewer: Private Wells
- 5.17 Water and Sewer: IIJA Bureau of Reclamation Match
- 5.18 Water and Sewer: Other
- 5.16 Broadband: "Last Mile" Projects
- 5.17 Broadband: IIJA Match
- 5.18 Broadband: Other Projects

Revenue Replacement (EC-6)

- 6.1 Provision of Government Services
 - 6.2 Non-federal Match for Other Federal Programs
-