
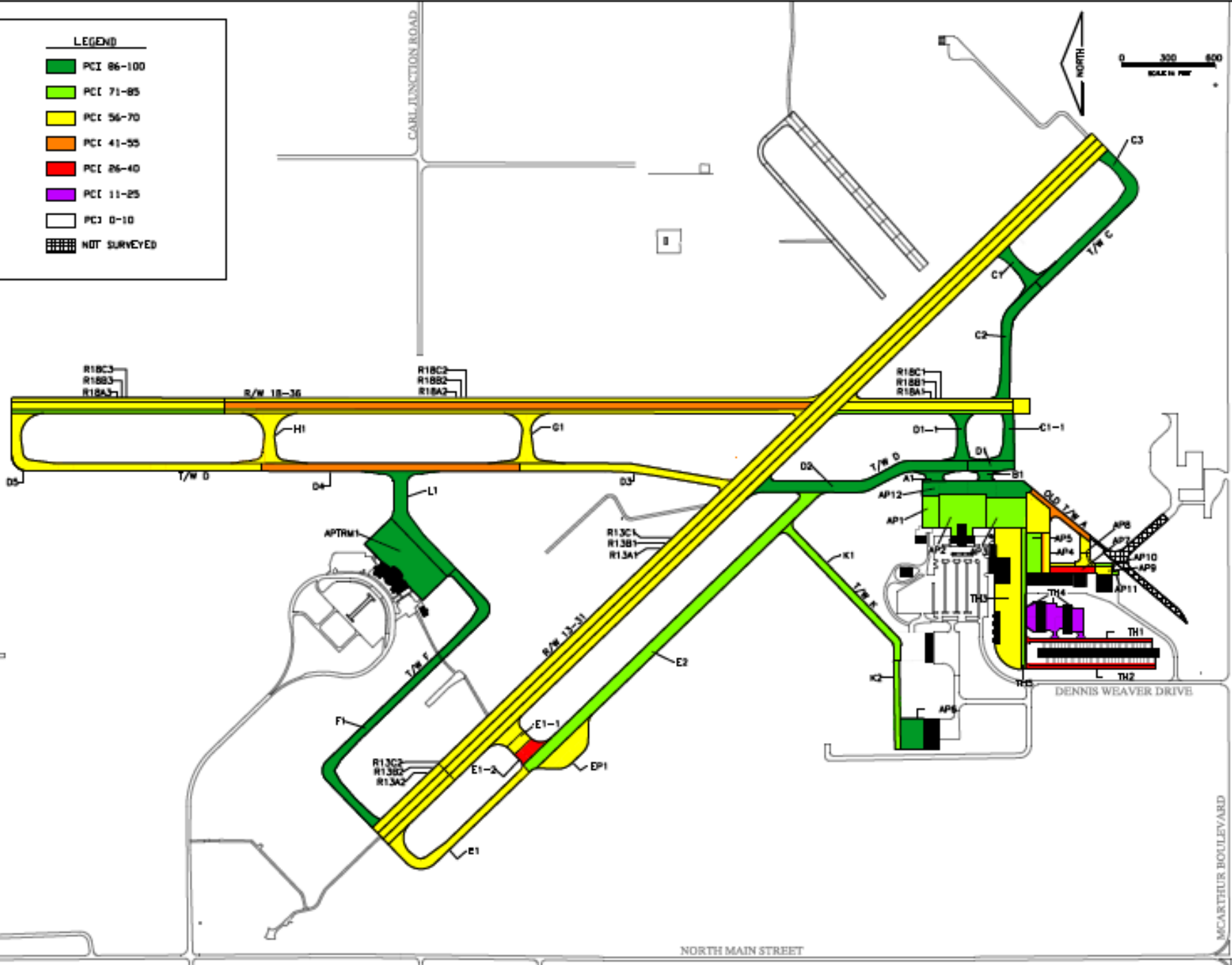



LEGEND	
	PCI 86-100
	PCI 71-85
	PCI 56-70
	PCI 41-55
	PCI 26-40
	PCI 11-25
	PCI 0-10
	NOT SURVEYED



REVISIONS		
NUMBER	BY	DATE

JOPLIN REGIONAL AIRPORT
 7331 MISSOURI 43
 WEBB CITY, JASPER COUNTY, MO 64870

PAVEMENT MANAGEMENT PLAN



CONSULTING ENGINEERS
 1000 N. W. 10th St., Suite 100
 Ft. Lauderdale, FL 33304
 PHONE: (954) 576-1000
 FAX: (954) 576-1001

AIP PROJECT - 3-29-0037-038

FILED BY	
DESIGN BY	TAMM
DRAWN BY	SES
CHECKED BY	TGS
APPROVED BY	TGS
DATE	AUGUST 27, 2008
JOB NO.	100041

EXHIBIT 4-1
 PCI BY SECTION